

# Laboratory Acoustical Test Report

*FC22-0550R1*

Impact Insulation Class and Sound Transmission Class

ASTM E492, E90

January 31, 2023

## **Test Assembly:**

Urban Surfaces SoundTec SPC Flooring  
5000 PSI Concrete Slab

***IIC-57***

***HIIC-59***


***LIIC-70***

***ΔIIC-24***

***ΔHIIC-28***

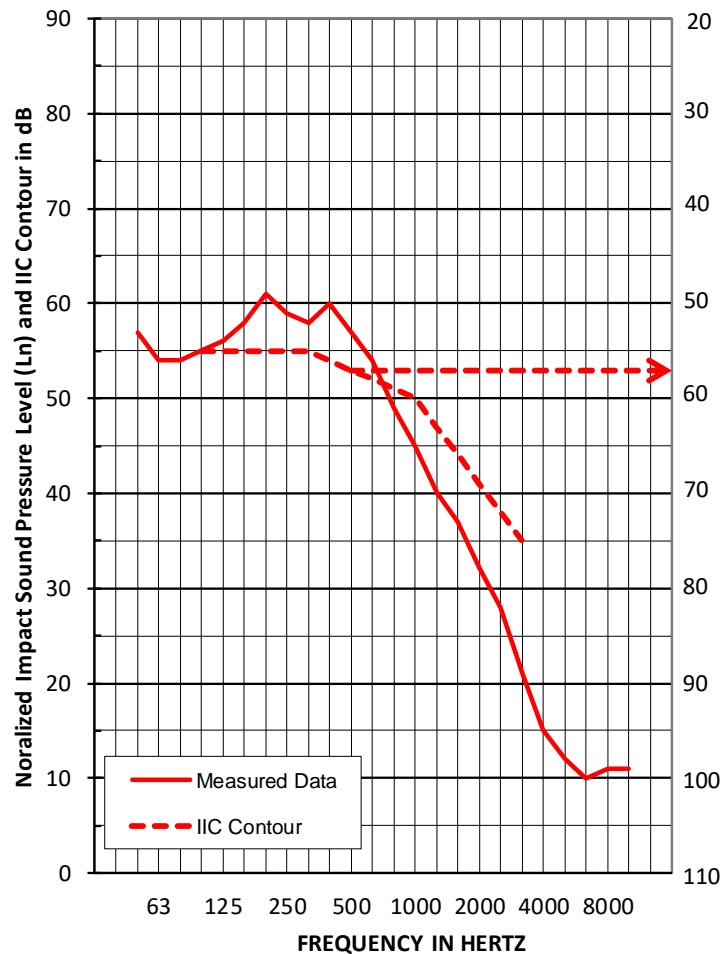
***STC-51***

## Impact Insulation Class Test FC22-0550: IIC 57



Finish Flooring | 6 mm Urban Surfaces SoundTec SPC Flooring  
Assembly Type | 152.4 mm 5000 PSI Concrete


Test Date: September 17, 2022  
Construction Date: September 17, 2022  
Test Specimen Area: 11 sq.m.  
Receiving Room Volume: 156 cu.m.  
Receiving Room Temperature: 22.3-22.3 degrees C  
Receiving Room Relative Humidity: 59-60 percent



95% Confidence		
Freq	Limit	Ln
50	1.6	57
63	2.9	54
80	2.2	54
100	0.9	55
125	1.4	56
160	0.9	58
200	1.2	61
250	0.4	59
315	0.6	58
400	0.5	60
500	0.4	57
630	0.3	54
800	0.6	49
1000	0.3	45
1250	0.4	40
1600	0.4	37
2000	0.7	32
2500	0.8	28
3150	0.8	21
4000	0.8	<u>15</u>
5000	0.8	<u>12</u>
6300	0.5	<u>10</u>
8000	0.5	<u>11</u>
10000	0.6	<u>11</u>

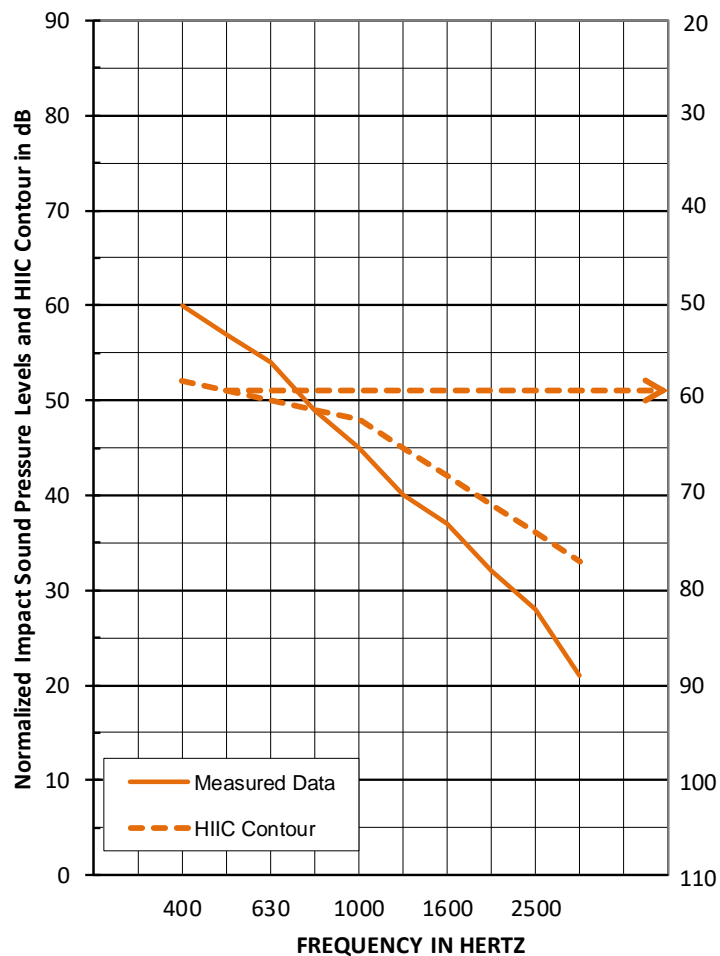
Background Affected

## High-frequency Impact Insulation Class Test FC22-0550: HIIC 59



Finish Flooring	6 mm Urban Surfaces SoundTec SPC Flooring
Assembly Type	152.4 mm 5000 PSI Concrete


Test Date:	September 17, 2022
Construction Date:	September 17, 2022
Test Specimen Area:	11 sq.m.
Receiving Room Volume:	156 cu.m.
Receiving Room Temperature:	22.3-22.3 degrees C
Receiving Room Relative Humidity:	59-60 percent



95% Confidence		
Freq	Limit	Ln
400	0.5	60
500	0.4	57
630	0.3	54
800	0.6	49
1000	0.3	45
1250	0.4	40
1600	0.4	37
2000	0.7	32
2500	0.8	28
3150	0.8	21

No Ln values were  
affected by background  
noise or flanking.

## Improvement in Impact Insulation Class Test FC22-0550: $\Delta$ IIC 24



Finish Flooring Assembly Type	6 mm Urban Surfaces SoundTec SPC Flooring 152.4 mm 5000 PSI Concrete
----------------------------------	---


Test Date: September 17, 2022  
 Construction Date: September 17, 2022  
 Test Specimen Area: 11 sq.m.  
 Receiving Room Volume: 156 cu.m.  
 Receiving Room Temperature: 22.3-22.3 degrees C  
 Receiving Room Relative Humidity: 59-60 percent

Freq	Third-Octave Band Sound Pressure Level				
	Bare Concrete	Floor Tested	Difference in dB	Reference Floor	Final Array
100	56.9	54.5	2.4	67.0	64.6
125	58.4	55.6	2.8	67.5	64.7
160	61.6	58.2	3.4	68.0	64.6
200	66.1	61.1	5.0	68.5	63.5
250	65.5	59.4	6.1	69.0	62.9
315	67.3	58.4	8.9	69.5	60.6
400	68.2	60.0	8.2	70.0	61.8
500	67.8	57.1	10.7	70.5	59.8
630	68.8	54.1	14.7	71.0	56.3
800	70.9	49.3	21.6	71.5	49.9
1000	71.7	44.6	27.1	72.0	44.9
1250	71.6	40.3	31.3	72.0	40.7
1600	71.6	36.8	34.8	72.0	37.2
2000	71.2	32.3	38.9	72.0	33.1
2500	71.1	28.0	43.1	72.0	28.9
3150	70.4	20.8	49.6	72.0	22.4

No receiving levels were  
affected by background  
noise.

**Calculated Improvement in Impact Insulation Class:  $\Delta$ IIC 24**

## Improvement in High-frequency Impact Insulation Class Test FC22-0550: $\Delta$ HIIC 28



Finish Flooring Assembly Type	6 mm Urban Surfaces SoundTec SPC Flooring 152.4 mm 5000 PSI Concrete
----------------------------------	---


Test Date:	September 17, 2022	
Construction Date:	September 17, 2022	
Test Specimen Area:	11	sq.m.
Receiving Room Volume:	156	cu.m.
Receiving Room Temperature:	22.3-22.3	degrees C
Receiving Room Relative Humidity:	59-60	percent

Freq	Third-Octave Band Sound Pressure Level				
	Bare Concrete	Floor Tested	Difference in dB	Reference Floor	Final Array
400	68.2	60.0	8.2	70.0	61.8
500	67.8	57.1	10.7	70.5	59.8
630	68.8	54.1	14.7	71.0	56.3
800	70.9	49.3	21.6	71.5	49.9
1000	71.7	44.6	27.1	72.0	44.9
1250	71.6	40.3	31.3	72.0	40.7
1600	71.6	36.8	34.8	72.0	37.2
2000	71.2	32.3	38.9	72.0	33.1
2500	71.1	28.0	43.1	72.0	28.9
3150	70.4	20.8	49.6	72.0	22.4

No receiving levels were  
affected by background  
noise.

**Calculated Improvement in High-frequency Impact Insulation Class:  $\Delta$ HIIC 28**

## Sound Transmission Class Test FC22-0550: STC 51



Finish Flooring | 6 mm Urban Surfaces SoundTec SPC Flooring  
 Assembly Type | 152.4 mm 5000 PSI Concrete

Test Date: September 17, 2022

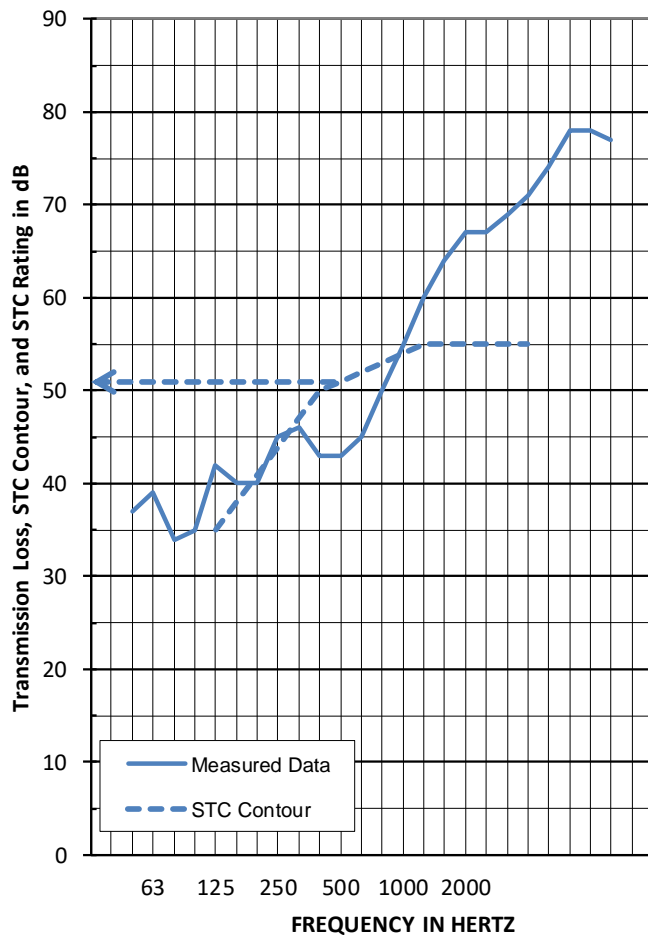
Construction Date: September 17, 2022

Test Specimen Area: 11 sq.m.

Source/Receiving Room Volume: 190/156 cu.m.

Source/Receiving Room Temperature: 22.3/20.4 degrees C

Source/Receiving Room Relative Humidity: 60/60 percent



Freq	TL
50	<b>37</b>
63	<b>39</b>
80	34
100	<b>35</b>
125	<b>42</b>
160	<b>40</b>
200	40
250	45
315	46
400	43
500	43
630	45
800	50
1000	55
1250	60
1600	64
2000	67
2500	67
3150	69
4000	71
5000	<u>74</u>
6300	<u>78</u>
8000	<u>78</u>
10000	<u>77</u>

Background Affected

Flanking Affected

Background and Flanking Affected

## **1.0 TEST PROCEDURES**

### **1.1 Impact Insulation Tests**

All tests were conducted in accordance with ASTM E492, "Standard Test Method for Laboratory Measurement of Impact Sound Transmission through Floor-Ceiling Assemblies Using the Tapping Machine." The IIC is a single-number rating derived from the Impact Sound Pressure Level in accordance with ASTM E989, "Standard Classification for Determination of Impact Insulation Class (IIC)." Results are presented above.

95% confidence intervals represent uncertainty for microphone averaging, not tapping positions.

### **1.2 High-frequency Impact Insulation Class Tests**

The HIIC is the High-frequency Impact Insulation Class and is meant to assess the high-frequency impact noise on a floor-ceiling assembly. The higher the value, the better the floor, meaning less noise from high-frequency impacts in the space below.

All tests were conducted in accordance with the requirements of ASTM E492, "Standard Test Method for Laboratory Measurement of Impact Sound Transmission through Floor-Ceiling Assemblies Using the Tapping Machine," using ASTM E3222 "Standard Classification for Determination of High-frequency Impact Sound Ratings" to calculate the High-frequency Impact Insulation Class (HIIC). Results are presented above.

### **1.3 Low-frequency Impact Insulation Class Tests**

The LIIC is the Low-frequency Impact Insulation Class and is meant to assess the low-frequency impact noise on a floor-ceiling assembly. The higher the value, the better the floor, meaning less noise from low-frequency impacts in the space below.

All tests were conducted in accordance with the requirements of ASTM E492, "Standard Test Method for Laboratory Measurement of Impact Sound Transmission through Floor-Ceiling Assemblies Using the Tapping Machine," using ASTM E3207 "Standard Classification for Determination of Low-frequency Impact Noise Ratings" to calculate the Low-frequency Impact Insulation Class (LIIC).

**Measured result is LIIC-70.**

### **1.4 Delta Impact Insulation Class Tests**

All tests were conducted in accordance with ASTM E2179, "Standard Test Method for Laboratory Measurement of the Effectiveness of Floor Coverings in Reducing Impact Sound Transmission through Concrete Floors." The Delta Impact Insulation Class ( $\Delta$ IIC) describes the effectiveness of floor coverings in reducing impact noise from a standard tapping machine. The test is conducted exclusively using concrete subfloor assemblies. Averaging time used during measurement of sound pressure levels was 18 seconds. Results are presented above.

### **1.5 High-frequency Delta Impact Insulation Class Tests**

The  $\Delta$ HIIC is the High-frequency Delta Impact Insulation Class and is meant to describe the effectiveness of floor coverings in reducing impact noise from a standard tapping machine within the high-frequency range per ASTM E3222. The higher the value, the more effective the floor covering at reducing high-frequency impact sounds.

All tests were conducted in accordance with ASTM E2179, "Standard Test Method for Laboratory Measurement of the Effectiveness of Floor Coverings in Reducing Impact Sound Transmission through

Concrete Floors,” using ASTM E3222 “Standard Classification for Determination of High-frequency Impact Sound Ratings.” Averaging time used during measurement of sound pressure levels was 18 seconds. Results are presented above.

#### **1.6 Transmission Loss Tests**

All tests were conducted in accordance with ASTM E90, “Standard Test Method for Laboratory Measurement of Airborne Sound Transmission Loss of Building Partitions,” using the single-direction method. STC is a single-number rating derived from measured values of Sound Transmission Loss through a test specimen in accordance with ASTM E413, “Classification for Rating Sound Insulation.” Results are presented above.

## 2.0 TEST ASSEMBLY

### 2.1 Assembly Description

The test assembly consists of:

- Urban Surfaces SoundTec SPC Flooring, Finish Flooring;
- 5000 PSI Concrete Slab, Concrete Slab;

Total mass of the floor-ceiling assembly was 4124 kg, having an area density of 375.59 kg/m<sup>2</sup>).

Product/Element	Thickness	Dimensions	Area	Area Density
Urban Surfaces SoundTec	6 mm	1219 mm x 178 mm	10.98 m <sup>2</sup>	9.41 kg/m <sup>2</sup>
Concrete Slab	152.4 mm	3023 mm x 3632 mm	10.98 m <sup>2</sup>	366.18 kg/m <sup>2</sup>

### 2.2 Installation

The materials were installed in the following manner:

- Urban Surfaces SoundTec SPC Flooring: Loose laid
- Concrete Slab: Installed in a test frame flush to the source room. Mats of #5 reinforcing bars were placed 25.4 mm from both the top and bottom of the slab, with bars spaced on 305 mm centers in both directions. No noticeable shrinkage or cracking was visible on the specimen.

The assembly was constructed on September 17, 2022.

### 3.0 TESTING PROTOCOL

This report summarizes laboratory acoustical testing contracted by Veneklasen to be completed for Veneklasen Associates on 6.0 mm Urban Surfaces SoundTec SPC Flooring. The scope of the acoustical testing is for Impact Insulation Class (IIC), High-frequency Impact Insulation Class (HIIC), Low-frequency Impact Insulation Class (LIIC), Delta Impact Insulation Class ( $\Delta$ IIC), Delta High-frequency Impact Insulation Class ( $\Delta$ HIIC), and Sound Transmission Class (STC), in accordance with ASTM standards E492, E90.

The tests were conducted on September 17, 2022. Details of the tests are contained in this report. Testing was completed in strict accordance with the following standards:

- ASTM E90, "Standard Test Method for Laboratory Measurement of Airborne Sound Transmission Loss of Building Partitions"
- ASTM E413, "Classification for Rating Sound Insulation"
- ASTM E492, "Standard Test Method for Laboratory Measurement of Impact Sound Transmission through Floor-Ceiling Assemblies Using the Tapping Machine"
- ASTM E989, "Standard Classification for Determination of Impact Insulation Class (IIC)"
- ASTM E2235, "Standard Test Method for Determination of Decay Rates for Use in Sound Insulation Test Methods"
- ASTM E2179, "Standard Test Method for Laboratory Measurement of the Effectiveness of Floor Coverings in Reducing Impact Sound Transmission through Concrete Floors"
- ASTM E3207, "Standard Classification for Determination of Low-frequency Impact Noise Ratings."
- ASTM E3222, "Standard Classification for Determination of High-frequency Impact Sound Ratings."

### 3.1 Equipment

Equipment list and information associated with this test, including calibration information, is included in the Appendix.

### 3.2 Accreditation and Reporting

Report must be distributed in its entirety except with written authorization from Veneklasen Associates. Test was conducted at IAS-accredited test facility; the full report is available upon request. Detailed test procedures, data for flanking limit tests, repeatability measurements, and reference specimen tests are available on request.

Veneklasen Associates provides no warranties, expressed or implied, regarding the structural integrity or fitness of these assemblies for a specific installation. Any advertising which utilizes this test report or test data must not imply product certification or endorsement by Veneklasen Associates, NVLAP, NIST or the U.S. Government.

Sincerely,  
**Veneklasen Associates, Inc.**



John LoVerde, FASA  
Principal

## APPENDIX

### Test Equipment and Photos

Instrument	Manufacturer	Model	Description	Serial Number	Calibration Date
2-Channel Analog Input	National Instruments	NI 9250	2-Channel Analog Input	INT02586	04/22
2-Channel Analog Input	National Instruments	NI 9250	2-Channel Analog Input	INT02587	04/22
2-Channel Analog Input	National Instruments	NI 9250	2-Channel Analog Input	INT02608	04/22
2-Channel Analog Input	National Instruments	NI 9250	2-Channel Analog Input	INT02609	04/22
2-Channel Analog Input	National Instruments	NI 9250	2-Channel Analog Input	INT02610	04/22
2-Channel Analog Input	National Instruments	NI 9250	2-Channel Analog Input	INT02612	04/22
Microphone Calibrator	Norsonic	34093	Acoustical Calibrator	65105	10/21
Receive Room Microphone	PCB Piezotronics	378C20	Microphone and Preamplifier	63741	06/22
Receive Room Microphone	PCB Piezotronics	378B20	Microphone and Preamplifier	63740	04/22
Receive Room Microphone	PCB Piezotronics	378B20	Microphone and Preamplifier	64340	10/21
Receive Room Microphone	PCB Piezotronics	378B20	Microphone and Preamplifier	63744	09/21
Receive Room Microphone	PCB Piezotronics	378B20	Microphone and Preamplifier	65968	01/22
Receive Room Environmental Indicator	Comet	T7510	Temperature and Humidity Transmitter	63810	10/21
				63811	10/21
Source Room Microphone	PCB Piezotronics	378C20	Microphone and Preamplifier	65103	02/22
Source Room Microphone	PCB Piezotronics	378C20	Microphone and Preamplifier	64902	12/21
Source Room Microphone	PCB Piezotronics	378C20	Microphone and Preamplifier	63739	07/22
Source Room Microphone	PCB Piezotronics	378C20	Microphone and Preamplifier	63742	04/22
Source Room Microphone	PCB Electronics	378C20	Microphone and Preamplifier	64906	04/22
Source room environmental indicator	Comet	T7510	Temperature and humidity transmitter	63812	10/21
Tapping Machine	Norsonic	Nor277	Tapping Machine	INT00936	02/22
Test Chamber Receive Room Volume			158.86 m <sup>3</sup> (5610.1 ft <sup>3</sup> )		
Test Chamber Source Room Volume			190 m <sup>3</sup> (6709.79 ft <sup>3</sup> )		



*Photo 1: View of Source Chamber, finish flooring installation observed*



*Photo 2: View of Receive Chamber, bottom of ceiling observed*