

- RESIDENTIAL
- MULTIFAMILY
- LIGHT COMMERCIAL
- HEAVY COMMERCIAL

DESCRIPTION

A hard-set transitional pressure-sensitive adhesive. Bonds subfloors to GlueDown LVT for light-traffic and heavy-traffic applications. Make sure to use the proper trowel based on porosity and primer usage.

APPROVED FLOORING TYPES

- **Resilient:** Linoleum, Modular (LVP, LVT, rigid core [dryback], SVT, VCT, VET, woven), Rubber (crumb, sheet, tile), Sheet (fiberglass, heterogeneous, homogeneous, woven), Stair Treads (rubber, vinyl).
- **Carpet:** Broadloom (6-ft vinyl-backed).
- **Wood:** Cork (cork-backed hard surface, underlayment).

APPROVED SUBSTRATES & SURFACES

- APA underlayment-grade plywood and OSB
- Association-grade particleboard.
- Cement backer board.
- Cementitious and anhydrite screeds.
- Concrete and radiant heated subfloors that do not exceed 85°F (30°C).
- Existing well-bonded non-cushion-backed vinyl, tile and sheet flooring.
- Fully secured cork underlayments.
- Gypsum and lightweight concrete (primed with Urban Surfaces' Advantage™, Infuse™, or Trilogy™).
- Terrazzo (properly prepared with all waxes and surface finishes removed).

SUBSTRATE TESTING

RH [ASTM F2170]	99% RH
pH [ASTM F710]	5-12 pH
MVER [ASTM F1869]	12 lbs MVER

Precautionary Note:

This product does not form a moisture vapor barrier and will not protect flooring from moisture damage.

SUBSTRATE & SURFACE PREPARATION

1. All substrates or surfaces must be prepared per ASTM F710 standards including, but not limited to the following:
 - Concrete floors must be dry, clean, smooth, flat, and structurally sound. They shall be free of any foreign materials that might prevent proper absorption, including dust, dirt, solvent, paint, wax, oil, grease, residual adhesive, adhesive removers, incompatible sealers, fire-retardant chemicals, fungicides, release agents, alkaline salts, excessive carbonation, laitance, mold, mildew, and curing, sealing, hardening or parting compounds, or unapproved mixtures.
 - Fill all surface cracks, grooves, depressions, control joints and non-moving joints with moisture resistant patching and self-leveling compounds, allow to fully cure and correct high spots before application.
2. The substrate, any added subfloor coatings, product (Everlast™), and any flooring that follows must be acclimated in an enclosed building with the HVAC operational between 60-95°F (15.5-35°C), and between 30-65% relative humidity, for at least 72 hours before, during, and permanently after the installation.
 - When installing over radiant heated subfloors, turn the heat off for 24 hours before, during, and 24 hours after installation. Failure to turn the heat off may result in shortened working time of the adhesive. When turning radiant heat back on, raise it incrementally, not to exceed

a change of more than 5 degrees per hour to a maximum of 85°F (29°C).

Precautionary Note:

- Concrete must be placed in strict accordance with applicable standards and specifications. An intact moisture vapor retarder must be present below the concrete (see ASTM E1745), must be fully cured (at least 45 days), without hydrostatic pressure, without pressurized liquid from any source, and free of surface alkaline salt crystallization.
- Flooring must be acclimated per manufacturer's guidelines.

APPLICATION INSTRUCTIONS

Follow flooring manufacturer's guidelines for layout, design and any special precautions for installation. Spread product using required tool (see tool chart below).

1. **Spread adhesive** using required tools.
2. **Install flooring** per instructions below dependent upon desired application (flash and working times dependent upon temperature and humidity).
 - **Dry-set, PSA** (porous and non-porous substrates)
 - Wait 30-60 minutes after adhesive is spread to allow flash off. Adhesive will darken to visually cue installer.
 - Working time ~12 hours.
 - **Semi-wet set** (porous substrates only)
 - Wait 20-30 minutes after adhesive is spread to allow it to skin over.
 - Working time ~20-30 minutes.
3. **Roll and cross-roll floor** with 75-100 lb roller at the end of the installation to ensure proper adhesive transfer. Check flooring after 2 hours and roll again if necessary.

Precautionary Notes:

- Although this is a high-moisture tolerant adhesive, it does not form a moisture vapor barrier and will not protect flooring from moisture damage.
- Wait 24 hours before heat welding sheet goods.
- Wait 72 hours before wet mopping, or stripping/finishing the floor.
- Reseal lid when not in use to protect product.

CLEANING INSTRUCTIONS

- **While product is still wet:** Use a damp cloth and water to remove.
- **While product is dry:** Use a remover/stripper, denatured alcohol or mineral spirits. Always check compatibility on a piece of scrap flooring.

STORAGE

This product should be stored at temperatures between 50-90°F (15-32°C). PROTECT FROM FREEZING. Reseal lid when not in use to protect product.

CAUTION

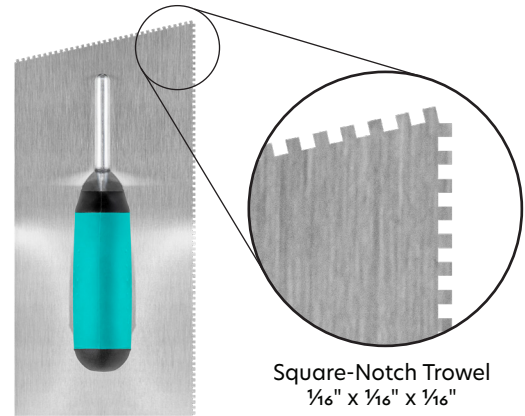
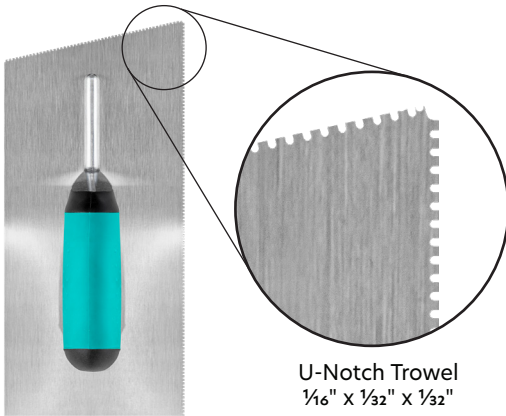
DO NOT take internally. If swallowed, DO NOT induce vomiting. Call a physician immediately. KEEP OUT OF REACH OF CHILDREN.

WARRANTY INFORMATION



For warranty information, call Technical Services (toll-free) at (800) 492-8722 and visit us online at urbansurfaces.com. Urban Surfaces' written pre-installation and installation instructions must be strictly followed or the Urban Surfaces warranty will be rendered void.



Complete your installation by rolling and cross-rolling your floors with a 75-100lb floor roller to ensure a proper bond.



REQUIRED TOOLS AND COVERAGE

SUBSTRATE TYPE	TOOLS*	ESTIMATED COVERAGE**
Non-Porous	 Square-Notch Trowel 1/16" x 1/16" x 1/16"	~ 150-180 sqft/gal
Porous	 U-Notch Trowel 1/16" x 1/32" x 1/32"	~ 220-260 sqft/gal

*It is the sole responsibility of the contractor/installer to determine the proper porosity of the subfloor, apply the correct amount of adhesive for the job conditions and ensure that all instructions, procedures and practices are strictly adhered to. **Coverage is approximate and may vary depending on porosity of substrate.

PRODUCT CHARACTERISTICS

Product Classification	Hard-Set, Modified Transitional Pressure Sensitive Adhesive
Base Chemistry	Hybrid Acrylic
Curing Method	Proprietary Cross-Linking
Appearance/Color	Light Tan (Wet), Dark Translucent Tan (Dry)
Odor	Extremely Low
Consistency	Smooth, Medium Viscosity Liquid
Application	Easy Troweling
Flammability	Non-Flammable
Freeze/Thaw	Protect From Freezing
Shelf Life [Unopened Container at 70°F]	2 Years

TESTING

Moisture Control	No
RH [ASTM F2170]	99%
pH [ASTM F710]	5-12
MVER [ASTM F1869]	12 lbs
Porosity [ASTM F3191]	N/A

TIME

Open Time	20-30 mins (Semi-Wet Set)
Flash Time	30-60 min (Dry-Set, PSA)
Working Time	20-30 min (Semi-Wet Set); 3 hrs (Dry-Set, PSA)
Cure Time	12 hrs
Pot Life	N/A

TRAFFIC

Light Traffic	0 min (PSA), 12 hrs (Semi-Wet Set)
Heavy Traffic	24 hrs
Rolling Loads	48 hrs

ACCOUSTICS*

STC	N/A
IIC	N/A
Delta ΔIIC	N/A

SUSTAINABILITY

Solvents	No
Isocyanates	No
VOC Wet Applied [g/L] [SCAQMD Rule #1168]	< 21 g/L
Bio-Based Content	Yes
Post-Consumer Recycled Content	Yes
Mineral Abundant Content	Yes
LEED v4/4.1 Points	Contributes to Low Emitting Materials
Certifications	FloorScore
Transparency	USGBC Member

WARRANTY**

Duration	10-Year Performance Warranty
Coverage	Bond

*IIC (delta) and STC (delta) ranges are flooring assembly specific based on third party testing and verification in a controlled environment.

**For warranty information, view Product Warranty Certificate. | For any questions or further information, please contact Urban Surfaces.
 (800) 492-8722 | info@urbansurfaces.com | urbansurfaces.com | Revised May 17, 2024