

PRODUCT



APPROVED FLOORING TYPES

- Sheet goods (vinyl, homogeneous, heterogeneous, fiberglass, felt-backed)
- LVT/LVP • Rubber (tile and sheet)
- WPC/WSC
- Cork-backed hard surface
- Cork underlayment
- VCT/VET
- Stair treads (rubber and vinyl)

DESCRIPTION

URBAN SURFACES® goes above and beyond expectations by withstanding severe moisture and alkalinity situations. Offering the upfront benefits of a PSA, it fully crosslinks into a hard-set to securely lock your flooring in place. With its unrivaled fast-tack, Pinnacle® boasts immediate access to light traffic.

APPROVED SUBSTRATES & SURFACES

- APA underlayment grade plywood and OSB
- Association grade particleboard
- Concrete and radiant heated subfloors that do not exceed 85°F (30°C)
- Cement backer board
- Existing well-bonded non-cushion-backed vinyl, tile and sheet flooring
- Fully secured cork underlayments
- Gypsum and lightweight concrete (prime with Urban 2025)
- Terrazzo (properly prepared with all waxes and surface finishes removed)

SUBSTRATE TESTING

RH - 99% [ASTM F2170]

pH - 5-12

MVER - 12 lbs [ASTM F1869]

SUBSTRATE & SURFACE PREPARATION

Follow flooring manufacturer's guidelines for allowable levels of moisture. Substrate must be prepared per ASTM F710-05 standards including, but not limited to the following:

- Concrete floors must be dry, clean, smooth and structurally sound. They shall be free of any foreign materials that might prevent adhesive bond, including dust, dirt, solvent, paint, wax, oil, grease, residual adhesive, adhesive removers, incompatible sealers, fire-retardant chemicals, fungicides, release agents, alkaline salts, excessive carbonation, laitance, mold, mildew, and curing, sealing, hardening or parting compounds.

...CONTINUED SUBSTRATE & SURFACE PREPARATION

- Fill all surface cracks, grooves, depressions, control joints and non-moving joints with moisture resistant patching and self-leveling compounds, allow to fully cure and correct high spots before applying adhesive.
- The substrate, adhesive and flooring must be acclimated in an enclosed building with the HVAC operational between 60-95°F (15-35°C), and between 30-65% relative humidity, for at least 72 hours before, during and after the installation.
- When installing over radiant heated subfloors, turn the heat off for 24 hours before, during and after installation. Failure to turn the heat off may result in shortened working time of the adhesive. When turning radiant heat back on, raise it incrementally, not to exceed a change of more than 5 degrees per hour to a maximum of 85°.

PRECAUTIONARY NOTES:

- Concrete must be placed in strict accordance with applicable standards and specifications. An intact moisture vapor retarder must be present below the concrete (see ASTM E1745), must be fully cured (at least 45 days) and without hydrostatic pressure.
- Although Urban 3020 is a high-moisture tolerant adhesive, it does not form a moisture vapor barrier and will not protect flooring from moisture damage.
- Flooring must be acclimated per manufacturer's guidelines.

APPLICATION INSTRUCTIONS

Follow flooring manufacturer's guidelines for layout, design and any special precautions for installation.




1. Spread adhesive using required tools (see tool chart below).
2. Install flooring per the instructions below dependent upon desired application method.
 - PSA (porous and non-porous substrates)
 - Wait 30-60 minutes after adhesive is spread to allow it to dry (adhesive will darken to visually cue installer).
 - Working time is approximately 12 hours under acceptable temperature and humidity conditions.
 - Semi-wet set (porous substrates only)
 - Wait 20-30 minutes after adhesive is spread to allow it to skin over.
 - Working time is approximately 20-30 minutes under acceptable temperature and humidity conditions.
 - For sheet vinyl, back-roll the adhesive with an adhesive saturated roller to smooth out the trowel ridges.
3. Roll and cross roll floor with a 75-100 lbs (34-45 kg) roller at the end of the installation to ensure proper transfer of adhesive.

PRECAUTIONARY NOTES:

- Do not wet mop the floor for 72 hours after the install is complete.
- Do not strip and finish the floor for 72 hours after

APPLICATION INSTRUCTIONS

*Trowel dimensions are width X depth X spacing. Coverage is approximate and may vary depending on porosity of substrate and the angle at which the trowel is held.

FLOORING TYPE	TOOL* (IMAGES NOT TO SCALE)	ESTIMATED COVERAGE
LVT/LVP (porous), Rubber (tile and sheet), WPC/WSC, Cork-backed hard surface, Cork underlayment, Stair treads (rubber and vinyl)	 1/16" x 1/16" x 1/16" (1.6mm x 1.6mm x 1.6mm) Square Notch	150-180 sf/gal
Sheet goods (vinyl, homogeneous, heterogeneous, felt-backed), LVT/LVP (non-porous), VCT/VET	 1/16" x 1/32" x 1/32" (1.6mm x .8mm x .8mm) U Notch	220-260 sf/gal
Fiberglass-backed sheet goods	 3/8" (10mm) Short nap paint roller	Up to 350 sf/gal

It is the sole responsibility of the contractor/installer to determine the proper porosity of the subfloor, apply the proper amount of adhesive for the job conditions and ensure that all instructions, procedures and practices are strictly adhered to.

CLEANING INSTRUCTIONS

While product is still wet: Use a damp cloth and water to remove.

While product is still soft: Use Taylor Touchdown #9 adhesive remover/stripper, denatured alcohol or mineral spirits. Always check compatibility on a piece of scrap flooring.

PRODUCT CHARACTERISTICS

PRODUCT IDENTIFICATION	Transitional Pressure Sensitive Adhesive
BASE CHEMISTRY	Hybrid acrylic
CURING METHOD	Proprietary modified cross-linking
APPEARANCE	Mint green (wet), Dark green/teal (dry)
CONSISTENCY	Smooth, medium viscosity liquid
APPLICATION	Easy troweling or roller applied
FLAMMABILITY	Non-flammable
FREEZE/THAW	Stable to 10°F (-12°C)
SHELF LIFE	2 years

PRODUCT CHARACTERISTICS

MOISTURE CONTROL	N/A
RH	99%
pH	5-12
MVER	12 lbs

TIME

OPEN TIME	20-30 min (semi-wet set)
DRY TIME	30-60 (PSA)
WORKING TIME	12 hrs (PSA), 20-30 min (semi-wet set)
CURE TIME	12 hrs
POT LIFE	N/A

TRAFFIC

LIGHT TRAFFIC	Light Traffic 0 min (PSA) 12 hrs (semi-wet set)
HEAVY TRAFFIC	24 hrs
HEAVY ROLLING LOADS	48 hrs

SUSTAINABILITY

SOLVENTS	None
ISOCYANATES	None
VOC (g/L) - SCAQMD Rule#1168	11
LEED POINTS	Contributes to low emitting materials
CERTIFICATIONS	Greenguard, FloorScore, CRI Green Label Plus

ACOUSTICS

IIC (Delta)	N/A
STC (Delta)	N/A

STORAGE

This product should be stored at temperatures between 50-90°F (15-32° C). While this product is freeze-thaw stable, it is necessary to protect it from freezing. Freeze/thaw stable to 10°F (-12°C).

CAUTION

DO NOT take internally. If swallowed, DO NOT induce vomiting. Call a physician immediately.
KEEP OUT OF REACH OF CHILDREN.