



COMPLETE CATALOG



Quick Navigation

Urban Surfaces



20mil

Forever
Waterproof
& Sound
Reducing.



20MIL SCRATCHGUARD
WEAR LAYER

Commercial Wear Protection

CERAMIC BEAD
SCRATCH ARMOR

Extra Protection Against
Scratches




View
Products

Navajo 9563

FLOATING FLOOR

SOUND-TEC



ANTI-MICROBIAL
WEAR LAYER

- Protects Against Mold and Mildew On The Surface

4.5MM HIGH DENSITY
CORE

- Engineered For Structural Stability
- Waterproof SPC
- Limestone Base

NATURAL WOOD
TEXTURE

- Ultra-Realistic Look
- Refined Color Selection

1.5MM SOUND-REDUCING
UNDERLAYMENT

- Surpasses STC and IIC Sound Requirements
- Provides Extra Comfort

ANTI-MICROBIAL
PAD PROTECTION

- Protects Against Mold And Mildew Underneath The Floor

ENHANCED
POLYURETHANE SYSTEM

- Highly Stain Resistant



SOUND
REDUCING



100%
WATERPROOF



ANTI
MICROBIAL



CERAMIC BEAD
SCRATCH ARMOR

WARRANTIES

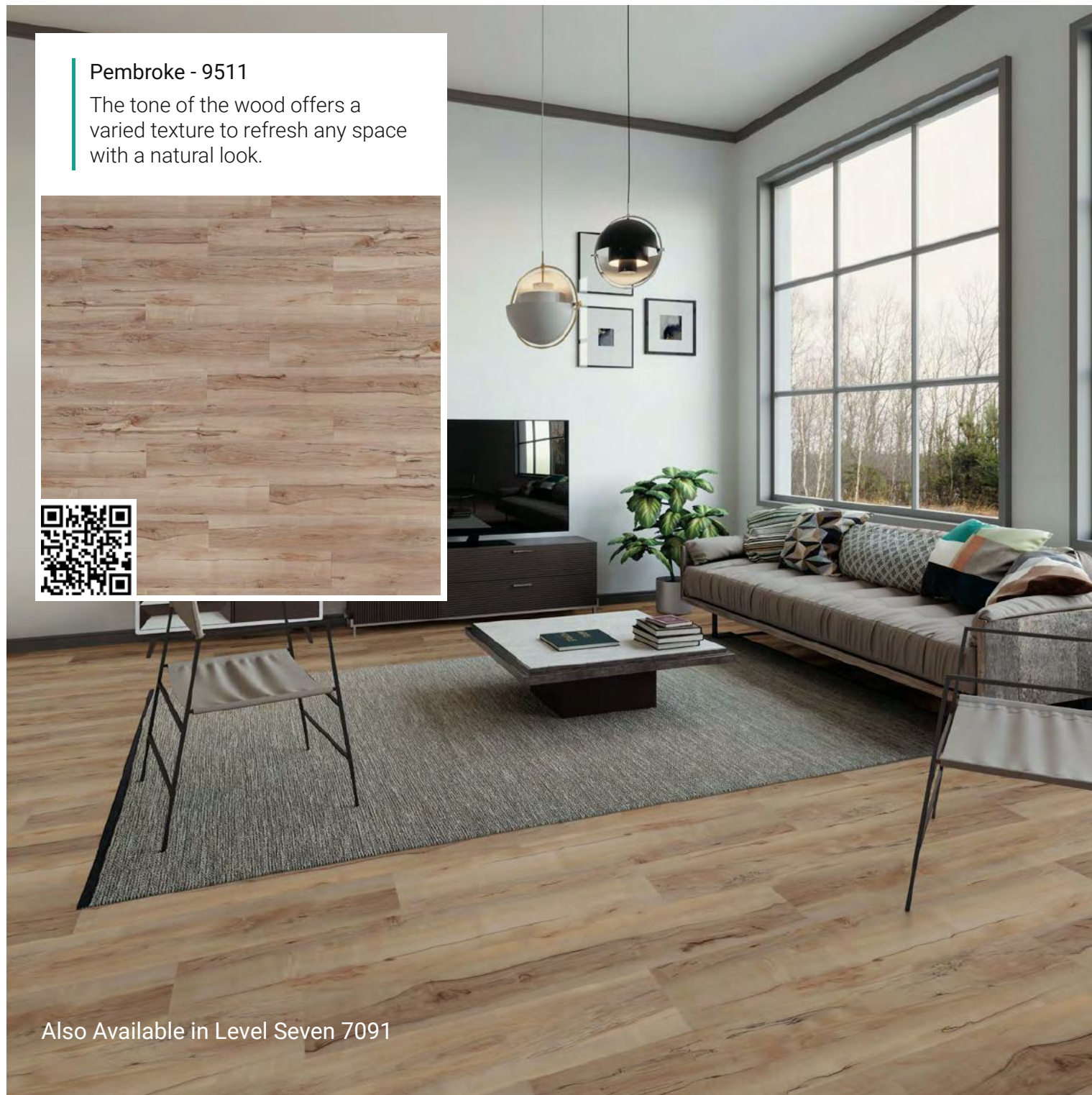
Residential _____ Lifetime
Light Commercial _____ 20 Years
Commercial _____ 15 Years

Guaranteed Phthalate Free

Core _____ Stone Polymer Composite
Plank Size _____ 7" x 48"
Thickness _____ 6mm
Wear Layer _____ 20mil ScratchGuard
Edge Profile _____ Beveled
Installation _____ Floating
LEED Scorecard _____ EQ 4.3 - 1 Point

Pembroke - 9511

The tone of the wood offers a varied texture to refresh any space with a natural look.



Also Available in Level Seven 7091



Pembroke - 9511

Also Available in Level Seven 7091



Navajo - 9563

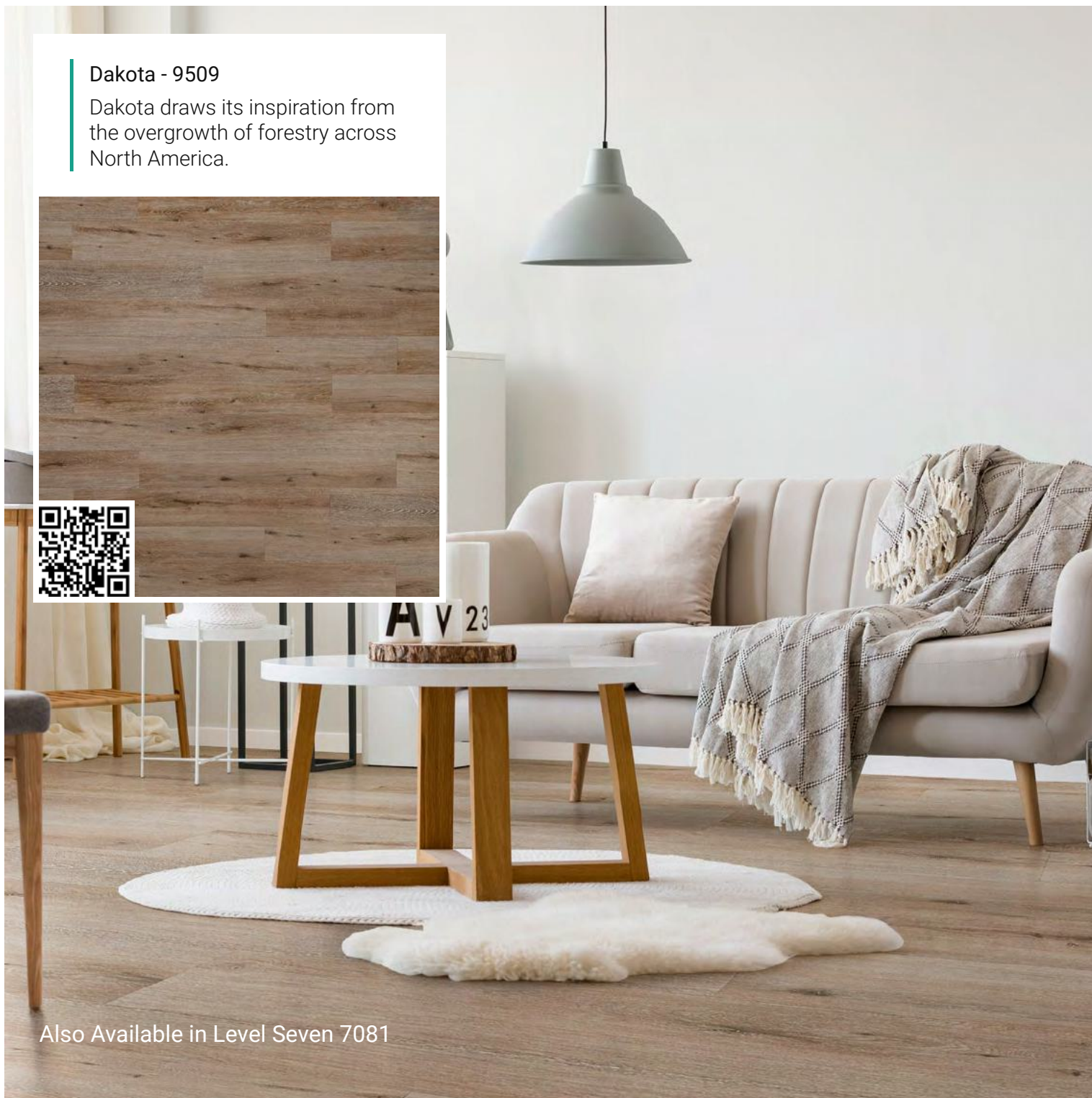


Navajo - 9563
A reflection of the sandy desert,
the light undertones offer an
exceptionally warm presence.



Dakota - 9509

Dakota draws its inspiration from the overgrowth of forestry across North America.



Also Available in Level Seven 7081



Dakota - 9505

Also Available in Level Seven 7081



Boardwalk - 9503
Also Available in Level Seven 7031



Boardwalk - 9503
Boardwalk offers a stylistic look analogous to that which is found on beaches across the world.

Also Available in Level Seven 7031

Yosemite - 9599

The beauty of Yosemite rests in the softly blended wood grains and variations of color.



Also Available in Studio 12: 2199, 2999



Yosemite - 9599

Also Available in Studio 12: 2199, 2999



Magnolia - 9565



Magnolia - 9565
The weathered look of this style is achieved through variants of the light and dark wood tones.



Sedona - 9508

The darker tones offer an ideal backdrop for anyone looking to display their own unique style.



Also Available in Level Seven 7071

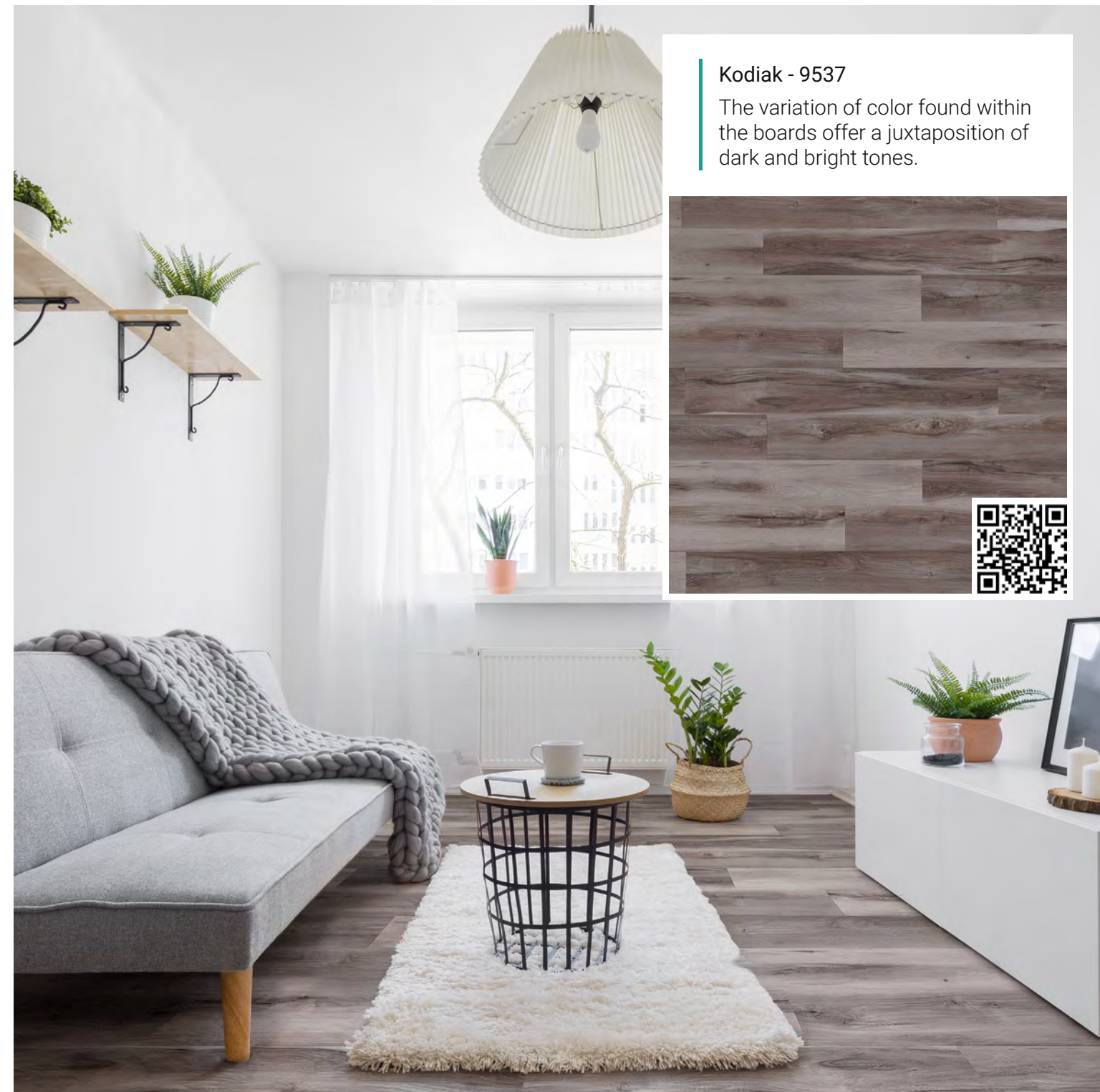


Sedona - 9508

Also Available in Level Seven 7071



Kodiak - 9537



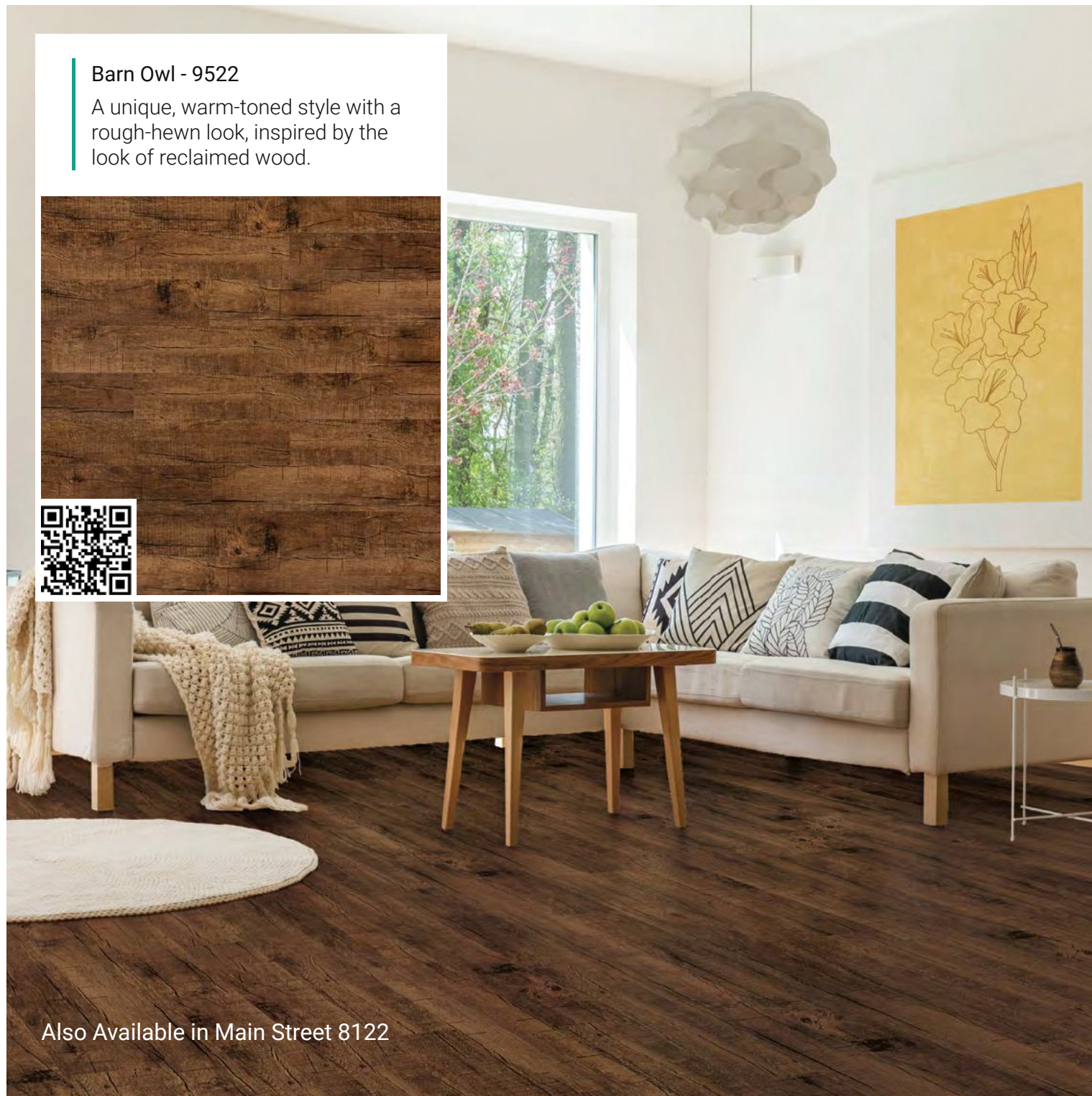
Kodiak - 9537

The variation of color found within the boards offer a juxtaposition of dark and bright tones.



Barn Owl - 9522

A unique, warm-toned style with a rough-hewn look, inspired by the look of reclaimed wood.



Also Available in Main Street 8122

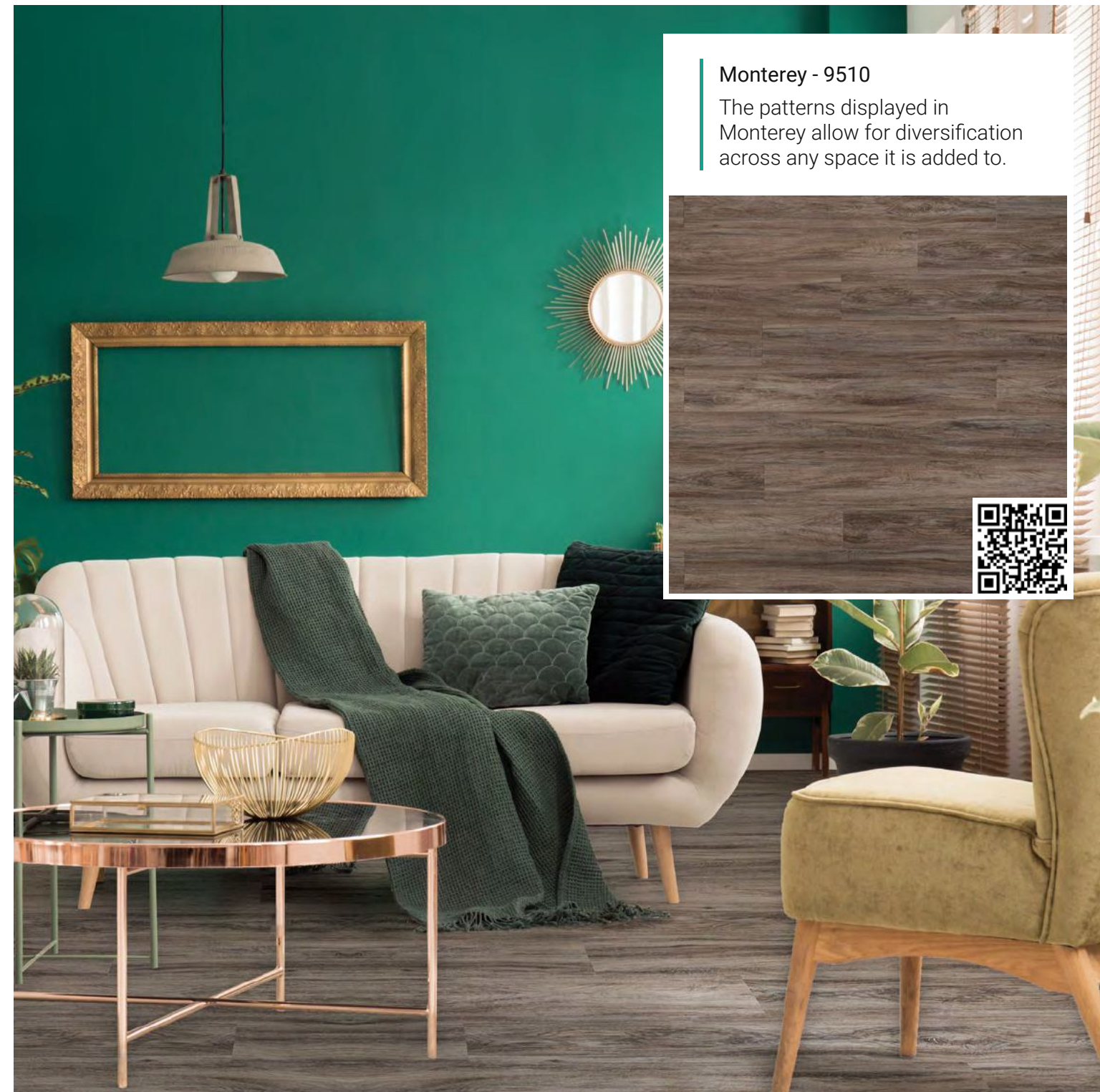


Barn Owl - 9522

Also Available in Main Street 8122



Monterey - 9510



Monterey - 9510

The patterns displayed in Monterey allow for diversification across any space it is added to.

Sierra - 9560

Sierra emits a soft-spoken radiance that can elegantly garnish any space.



Also Available in Main Street 8060



Sierra - 9560

Also Available in Main Street 8060



Stormy Sky - 9557

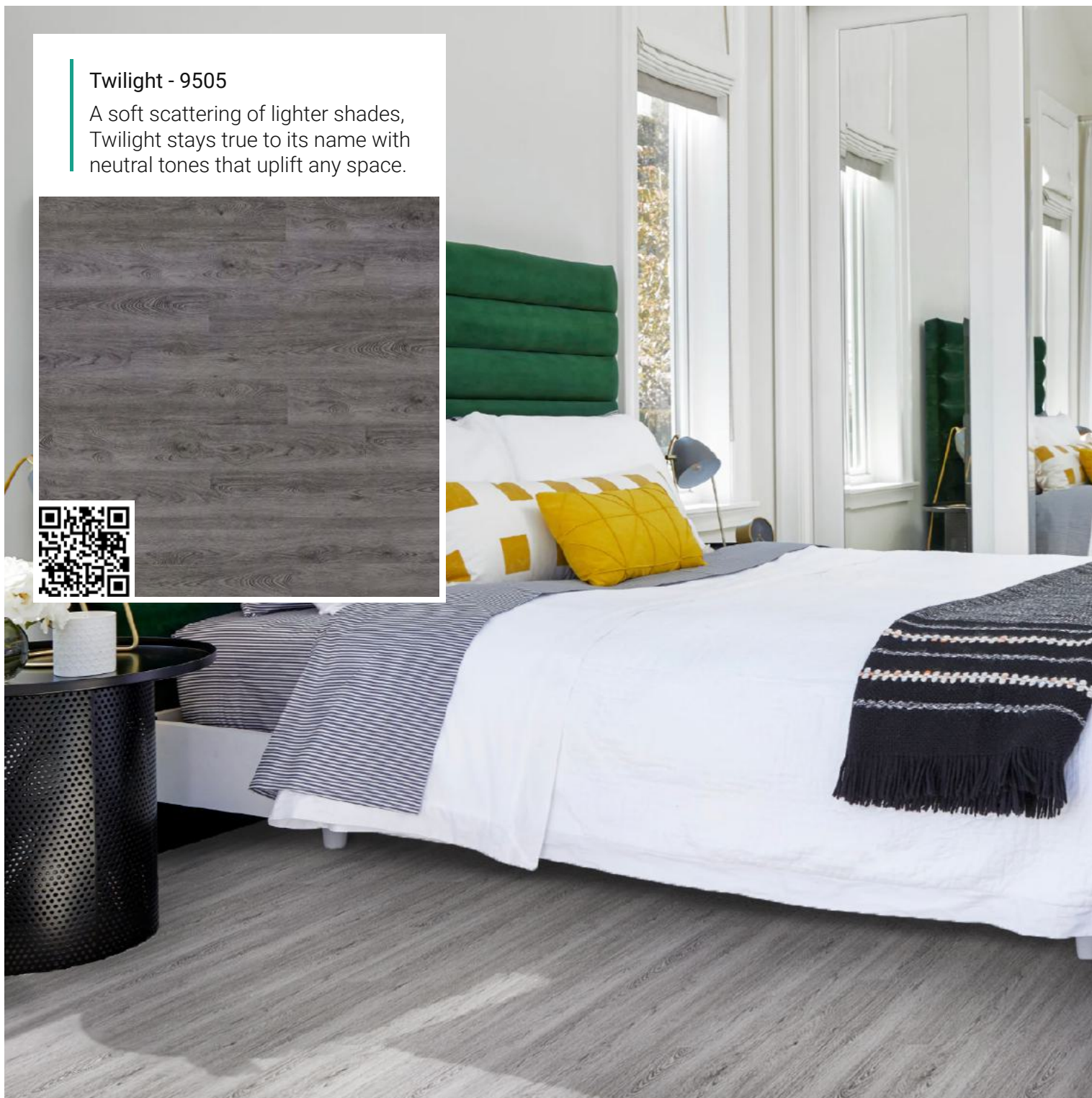


Stormy Sky - 9557
Modeled after storm clouds rolling over the horizon, illustrating the splendor found in darker tones.



Twilight - 9505

A soft scattering of lighter shades, Twilight stays true to its name with neutral tones that uplift any space.



Twilight - 9505



Midland Grey - 9525

Also Available in Main Street 8050



Midland Grey - 9525

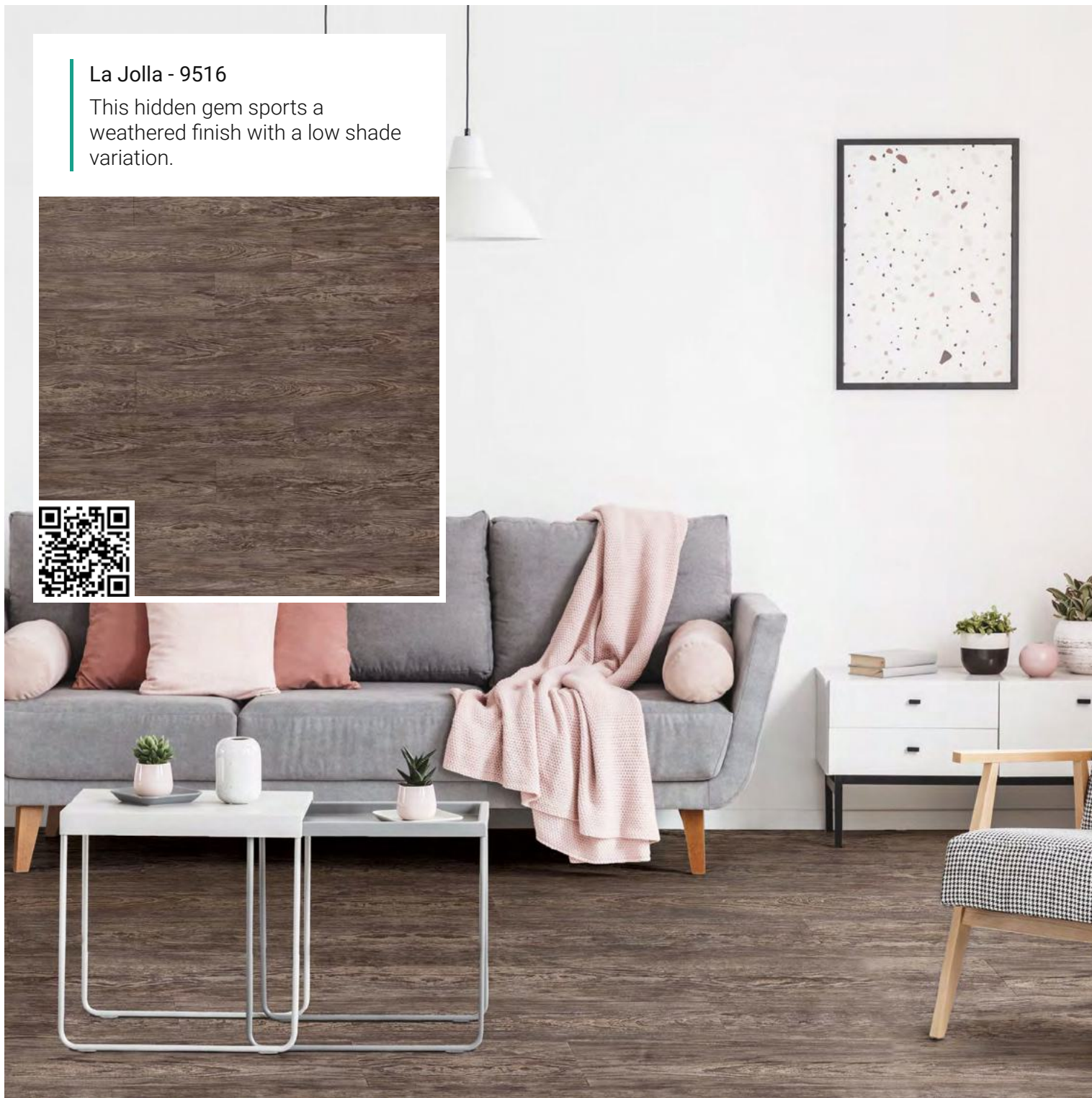
Midland Grey catches the eye with tones of brown and grey. The use of these colors brings this look to life.



Also Available in Main Street 8050

La Jolla - 9516

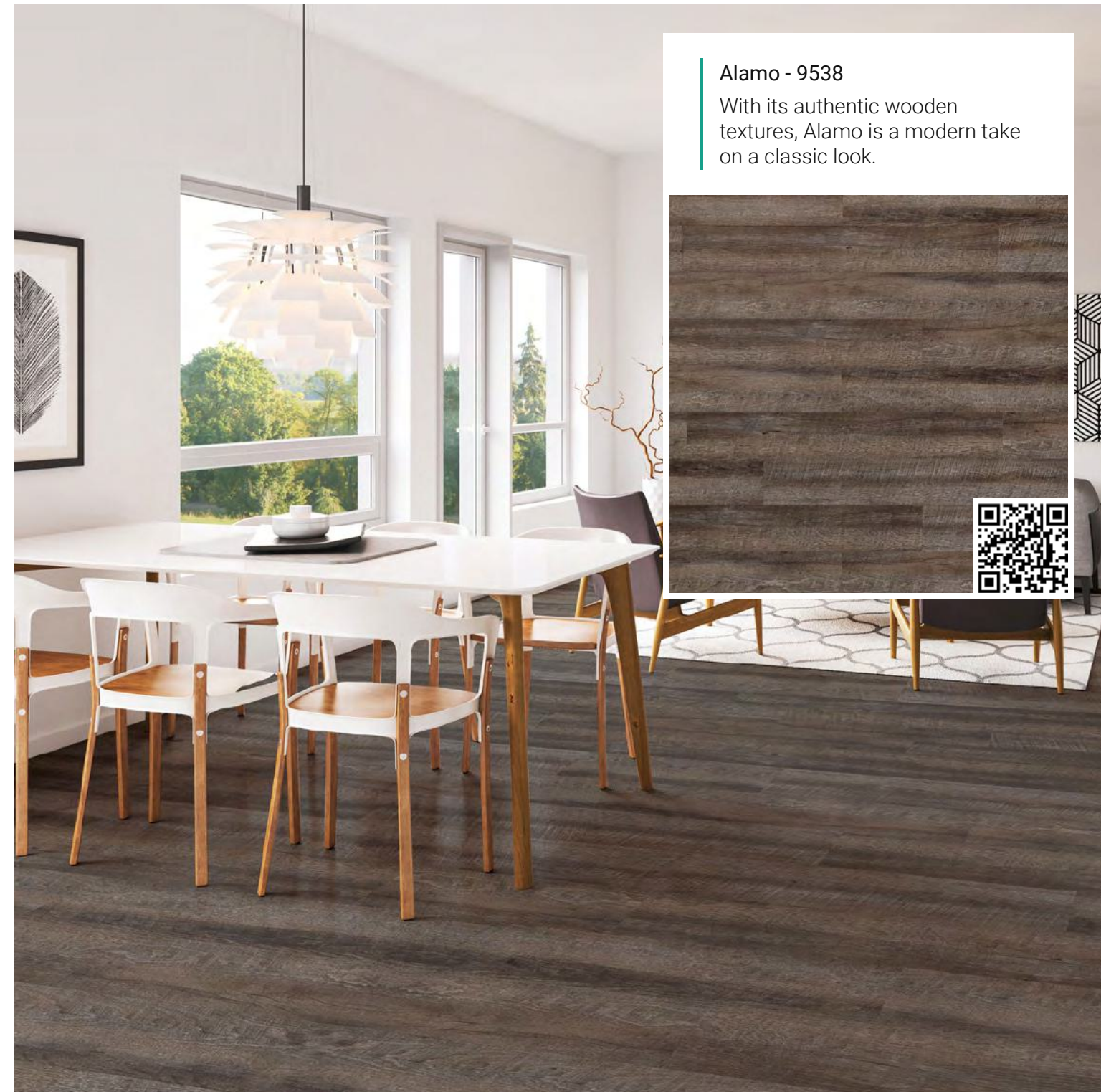
This hidden gem sports a weathered finish with a low shade variation.



La Jolla - 9516



Alamo - 9538



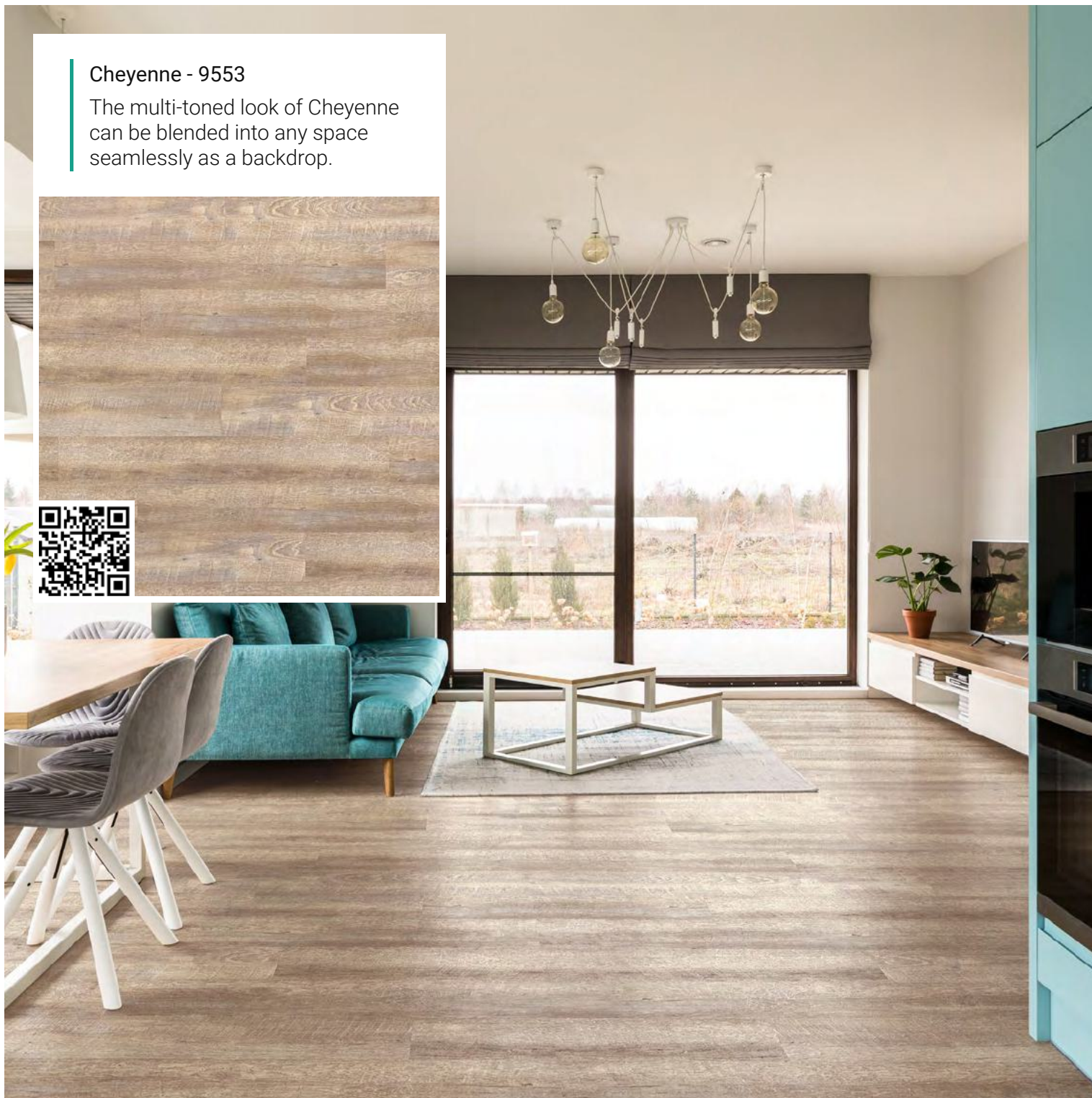
Alamo - 9538

With its authentic wooden textures, Alamo is a modern take on a classic look.



Cheyenne - 9553

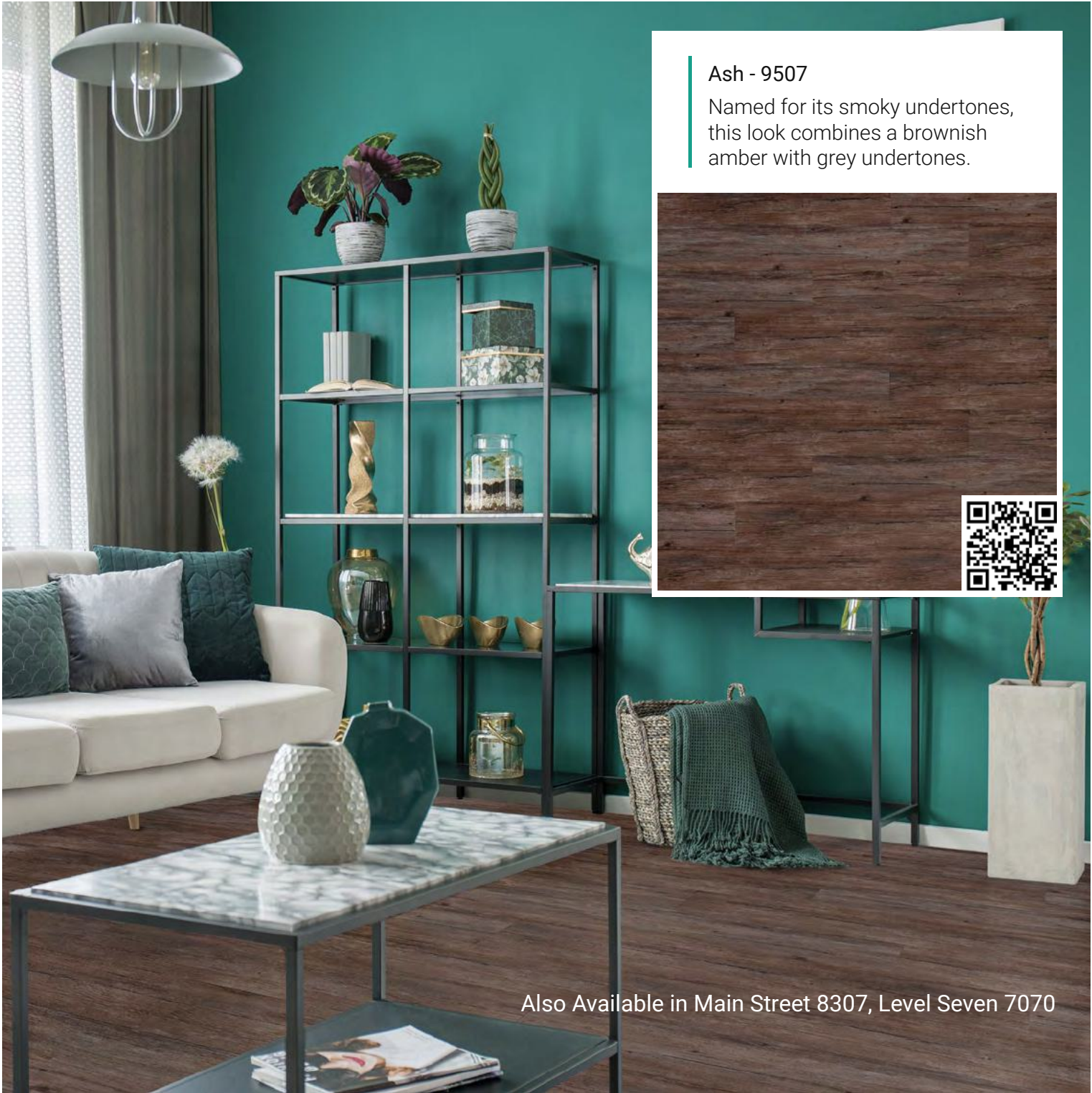
The multi-toned look of Cheyenne can be blended into any space seamlessly as a backdrop.



Cheyenne - 9553



Ash - 9507
Also Available in Main Street 8307
Level Seven 7070

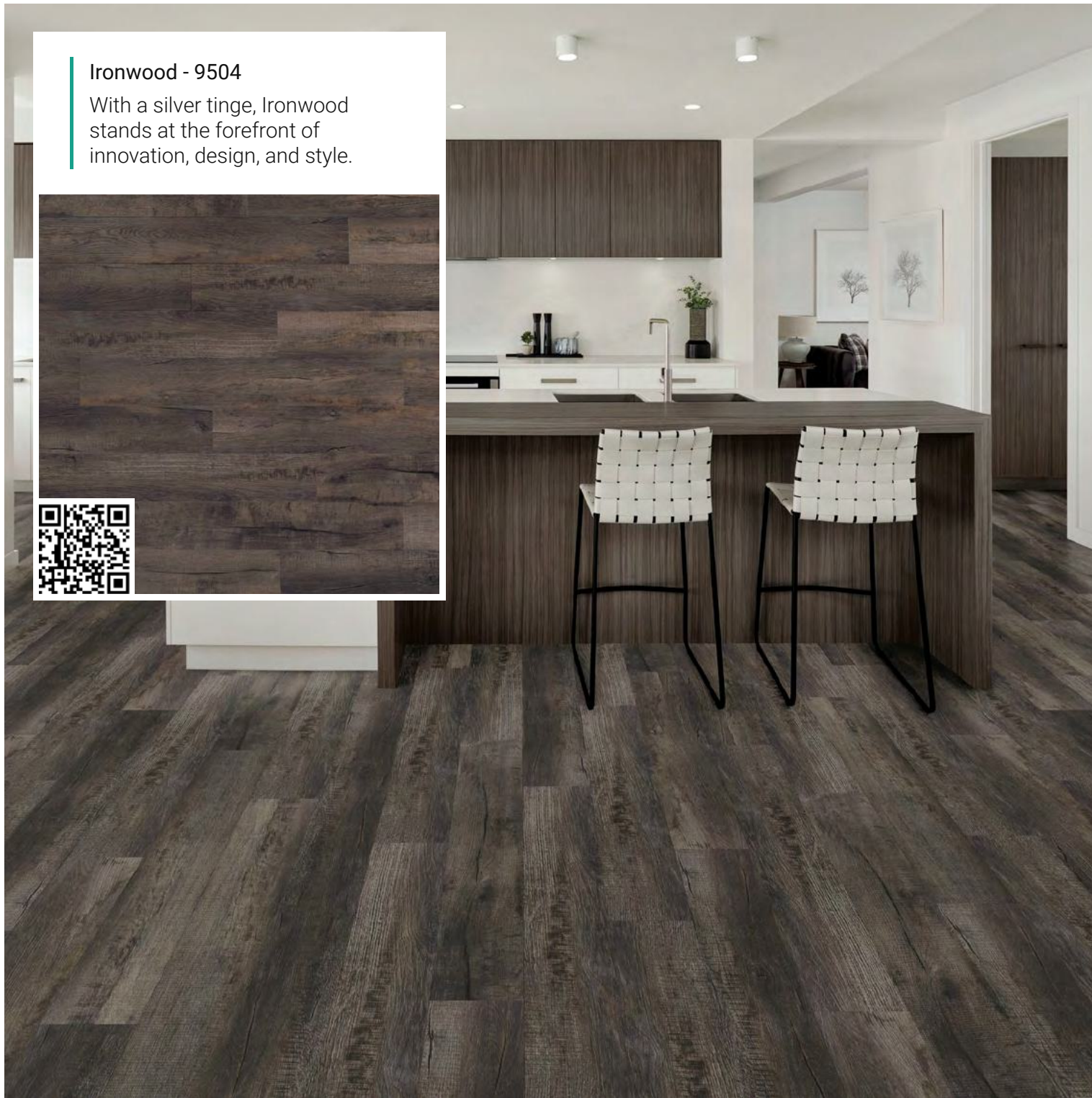


Ash - 9507
Named for its smoky undertones,
this look combines a brownish
amber with grey undertones.

Also Available in Main Street 8307, Level Seven 7070

Ironwood - 9504

With a silver tinge, Ironwood stands at the forefront of innovation, design, and style.



Ironwood - 9504



Espresso - 9570



Espresso - 9570
The robust features and low
Shade Variation central to
Espresso, make for a stylish look.



Midnight Grey - 9573

Its mist-like qualities add a lightness, that can work with a wide array of furnishings.



Also Available in Level Seven 7030



Midnight Grey - 9573

Also Available in Level Seven 7030

Quick Navigation

Urban Surfaces



20 mil

Care-Free
Flooring.



**20MIL SCRATCHGUARD
WEAR LAYER**
Commercial Wear Protection

**CERAMIC BEAD
SCRATCH ARMOR**
Extra Protection Against
Scratches




View
Products

Joshua Tree 9713

FLOATING FLOOR

SOUND-TEC PLUS



**ANTI-MICROBIAL
WEAR LAYER**
· Protects Against Mold and
Mildew On The Surface

**NATURAL WOOD
TEXTURE**
· Ultra-Realistic Look
· Refined Color Selection

**ANTI-MICROBIAL
PAD PROTECTION**
· Protects Against Mold And
Mildew Underneath The Floor

**4.5MM HIGH DENSITY
CORE**
· Engineered For Structural
Stability
· Waterproof SPC
· Limestone Base

**1.5MM SOUND-REDUCING
UNDERLAYMENT**
· Surpasses STC and IIC Sound
Requirements
· Provides Extra Comfort

**ENHANCED
POLYURETHANE SYSTEM**
· Highly Stain Resistant



WARRANTIES

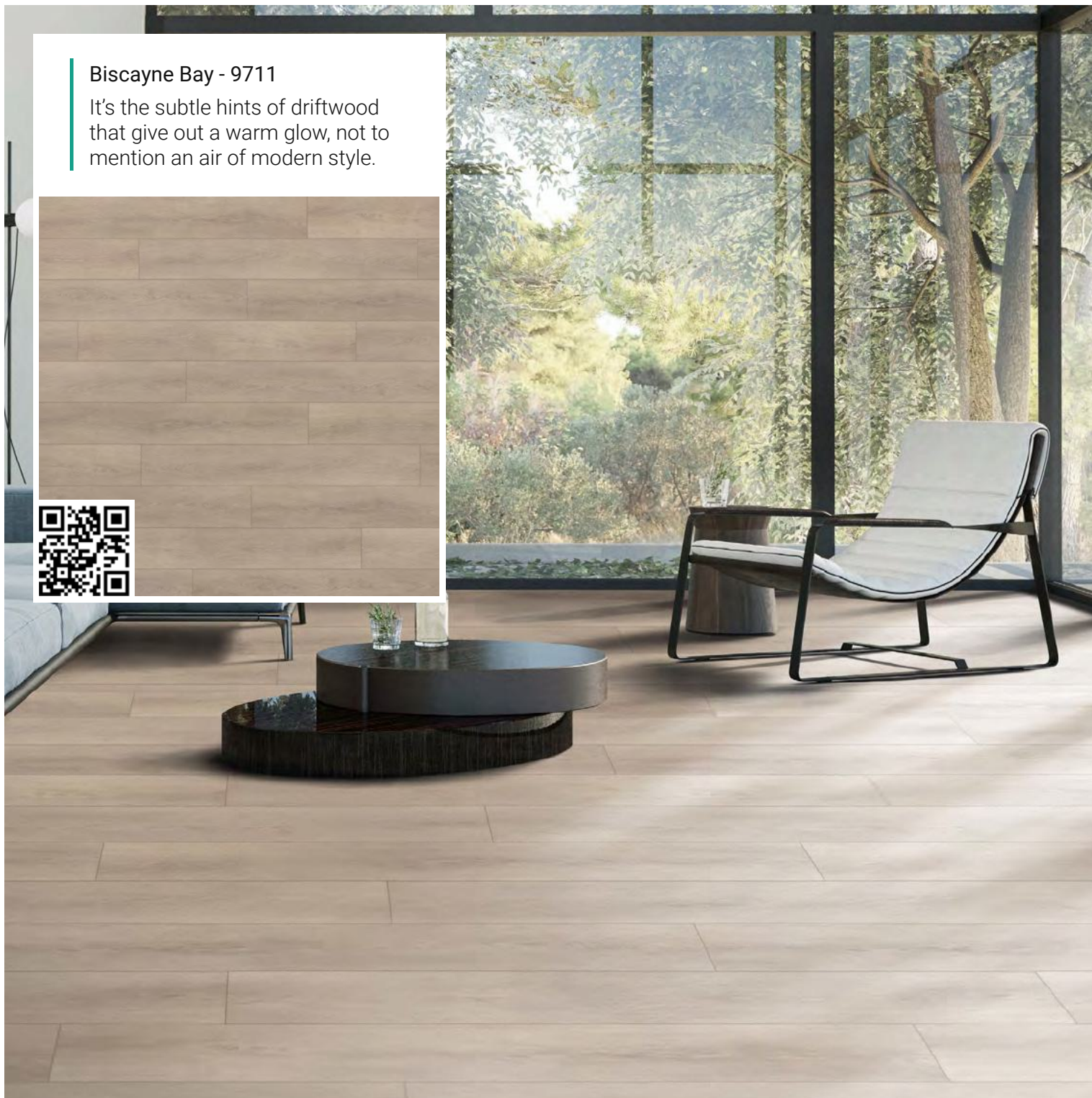
Residential _____ Lifetime
Light Commercial _____ 20 Years
Commercial _____ 15 Years

Guaranteed Phthalate Free

Core _____	Stone Polymer Composite
Plank Size _____	9" x 60"
Thickness _____	6mm
Wear Layer _____	20mil ScratchGuard
Edge Profile _____	Painted Bevel
Installation _____	Floating
LEED Scorecard _____	EQ 4.3 - 1 Point

Biscayne Bay - 9711

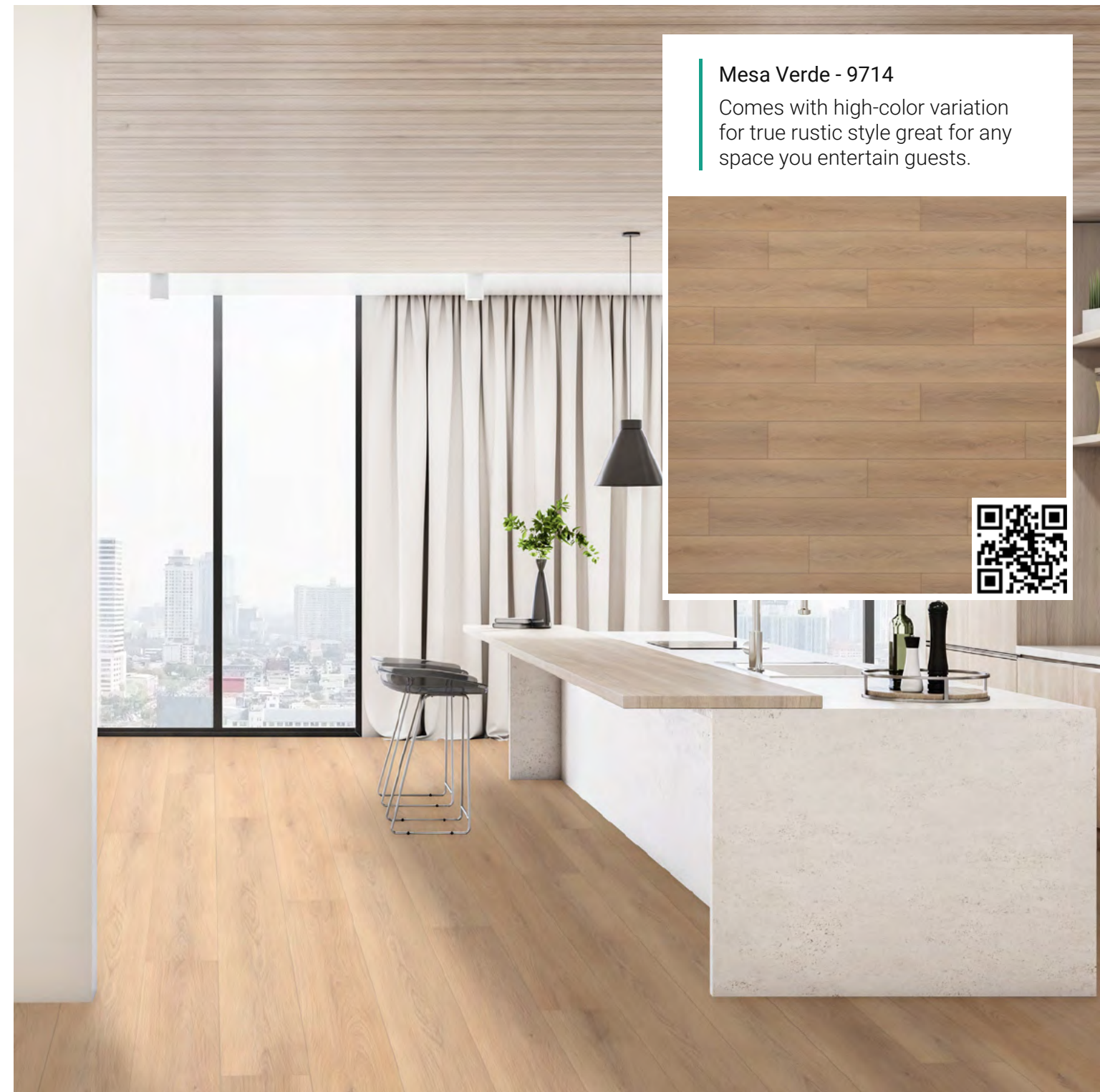
It's the subtle hints of driftwood that give out a warm glow, not to mention an air of modern style.



Biscayne Bay - 9711



Mesa Verde - 9714



Mesa Verde - 9714

Comes with high-color variation for true rustic style great for any space you entertain guests.



Joshua Tree - 9713

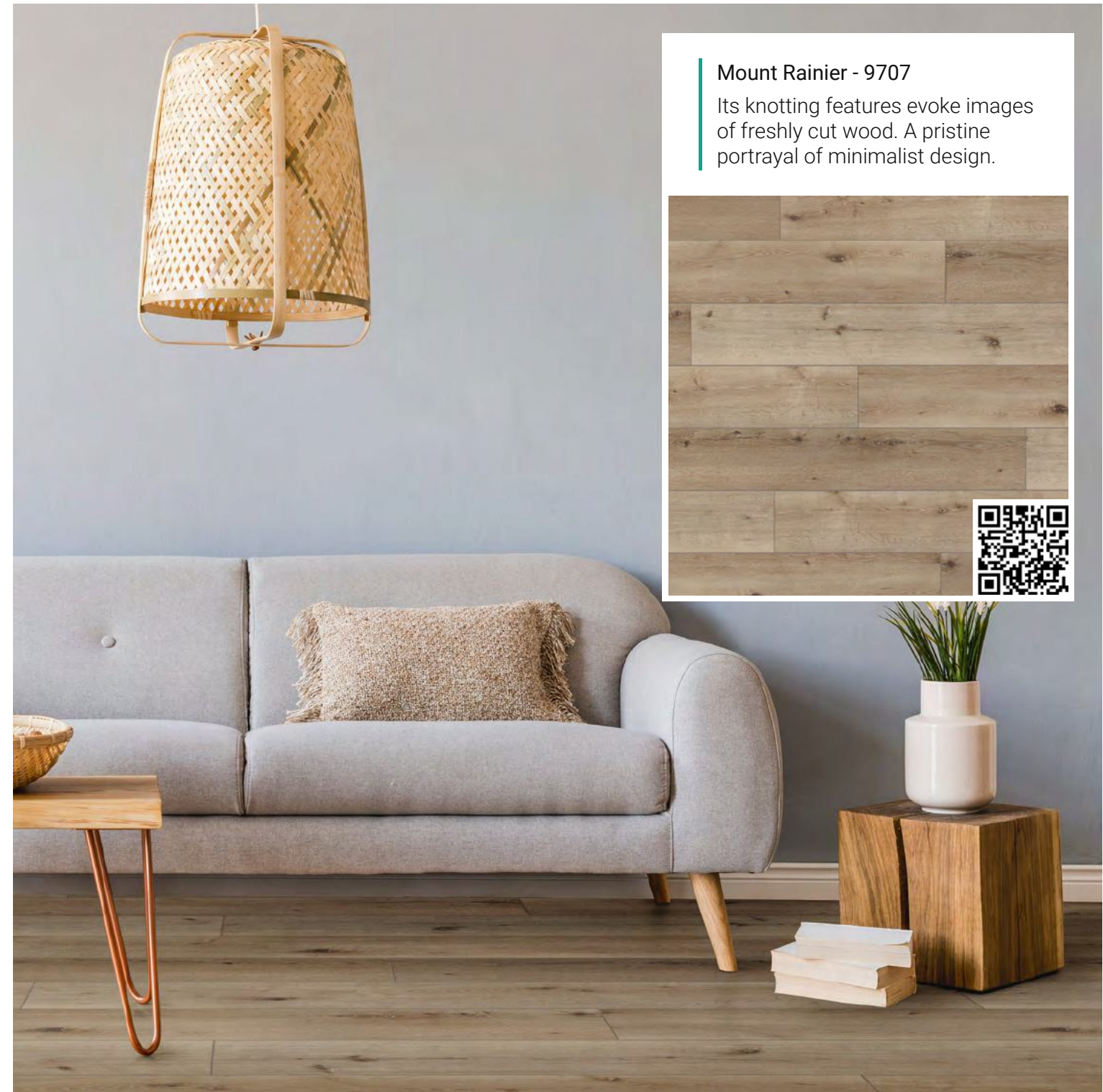
Light hues add to the classic look, which also work great in high-traffic areas.



Joshua Tree - 9713



Mount Rainier - 9707



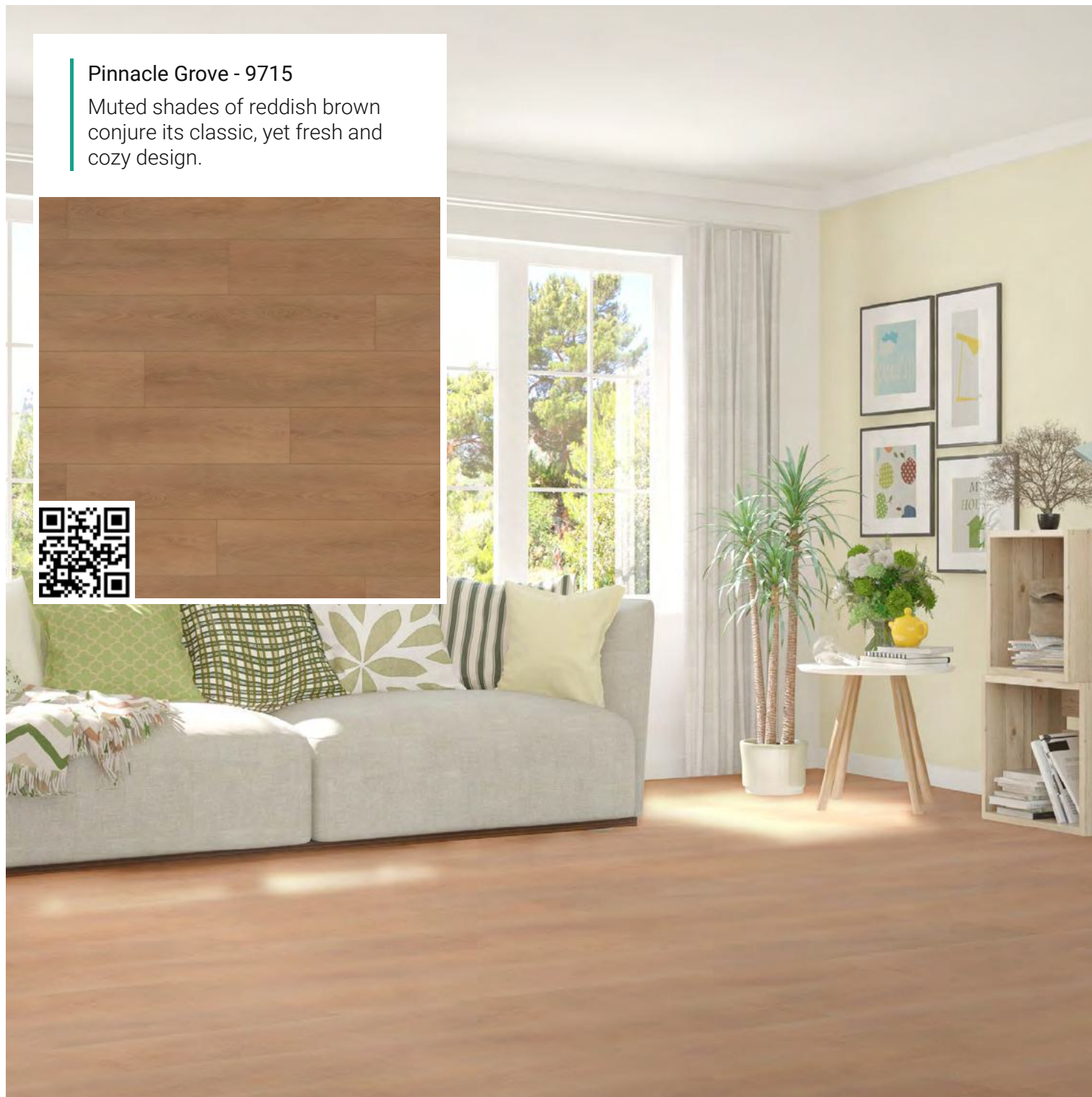
Mount Rainier - 9707

Its knotting features evoke images of freshly cut wood. A pristine portrayal of minimalist design.



Pinnacle Grove - 9715

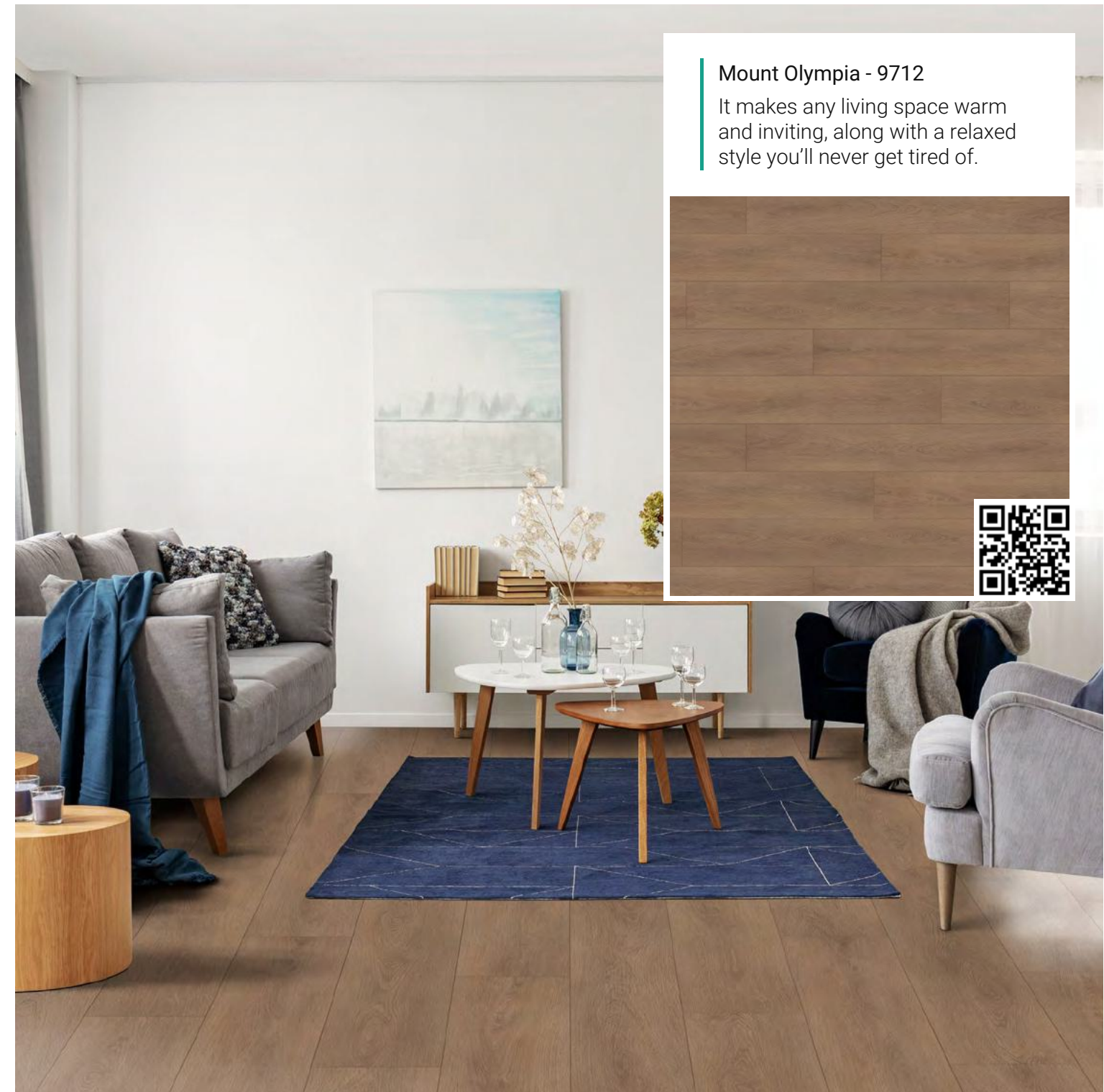
Muted shades of reddish brown
conjure its classic, yet fresh and
cozy design.



Pinnacle Grove - 9715



Mount Olympia - 9712



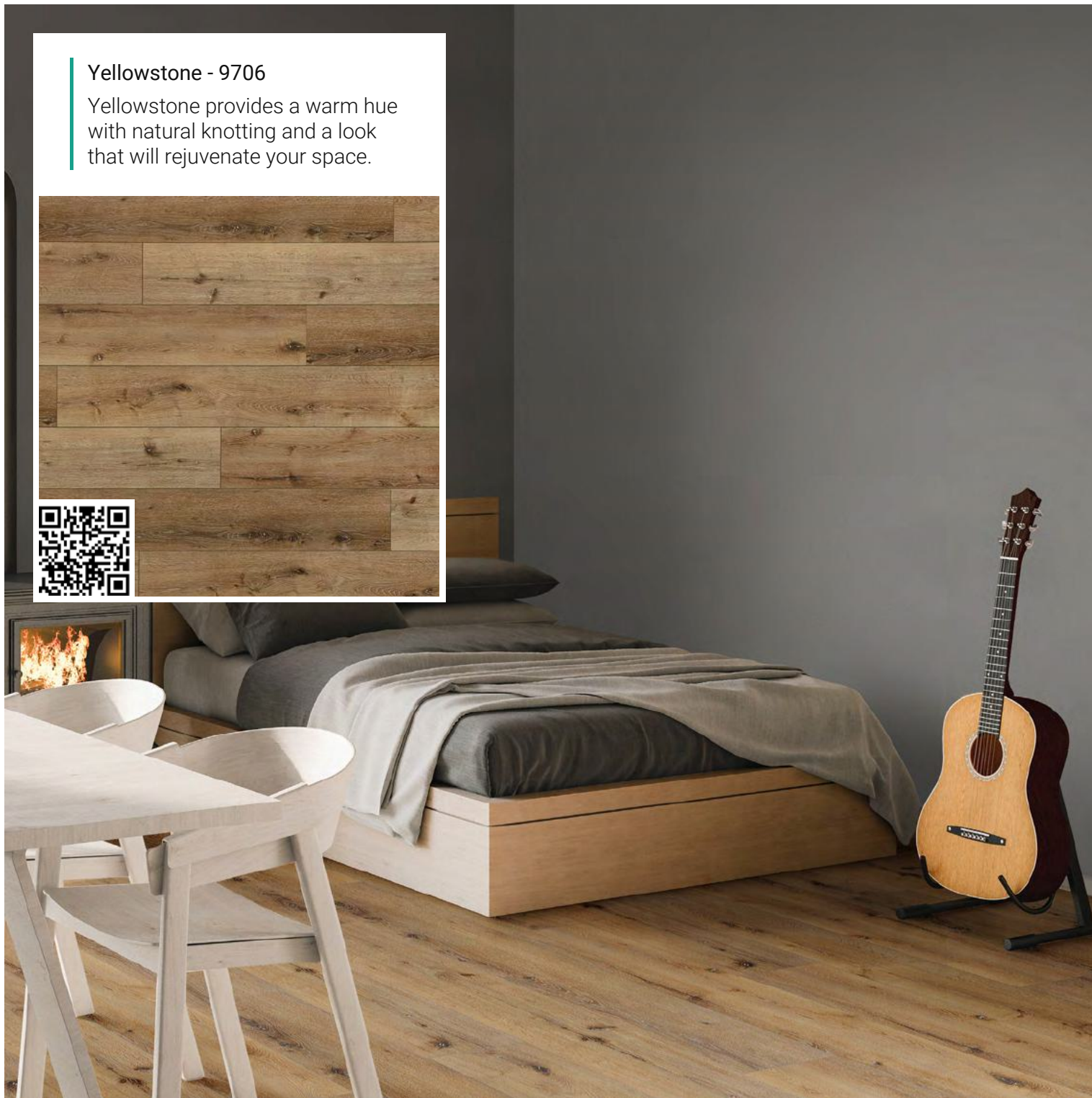
Mount Olympia - 9712

It makes any living space warm and inviting, along with a relaxed style you'll never get tired of.



Yellowstone - 9706

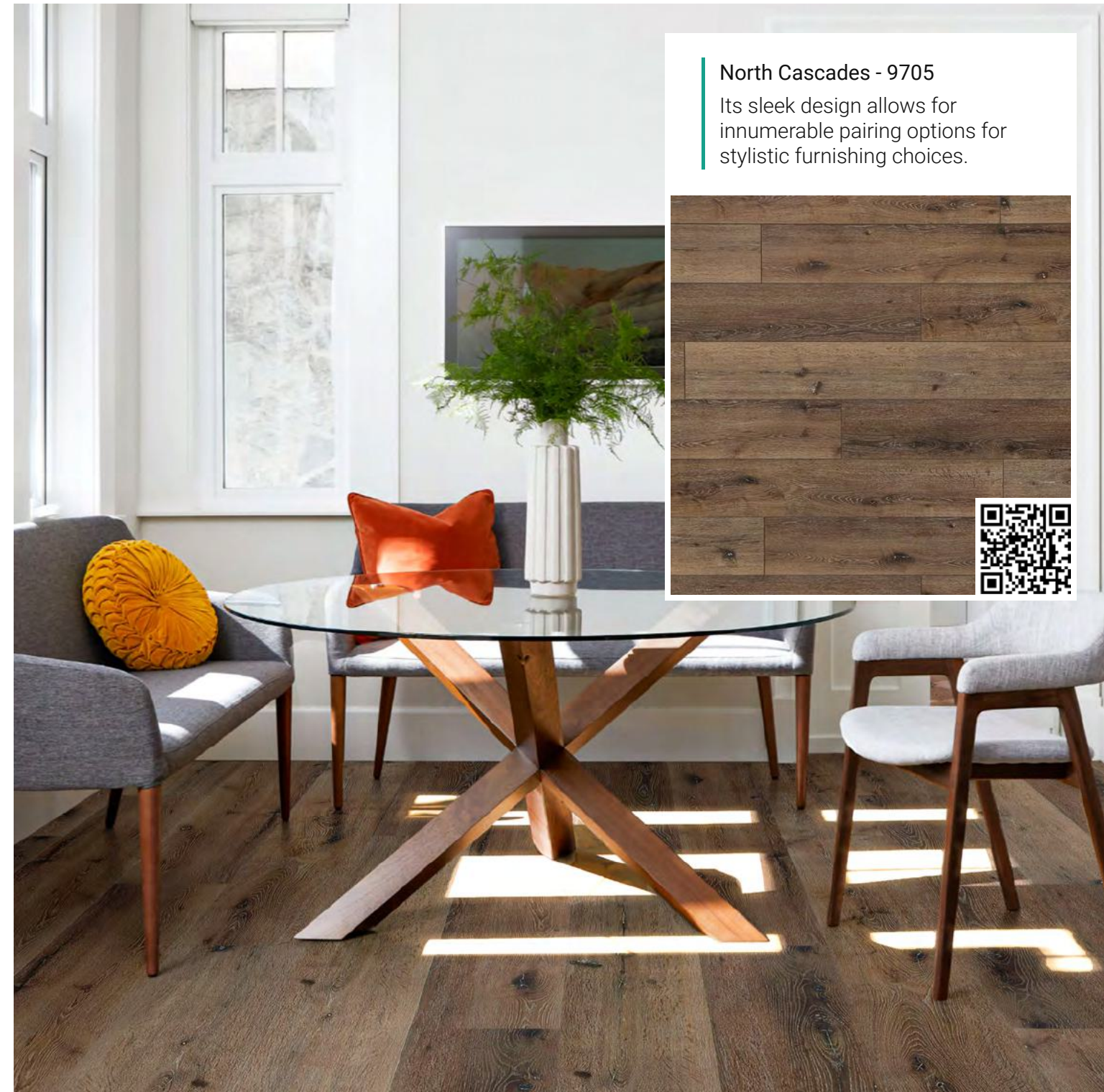
Yellowstone provides a warm hue with natural knotting and a look that will rejuvenate your space.



Yellowstone - 9706



North Cascades - 9705

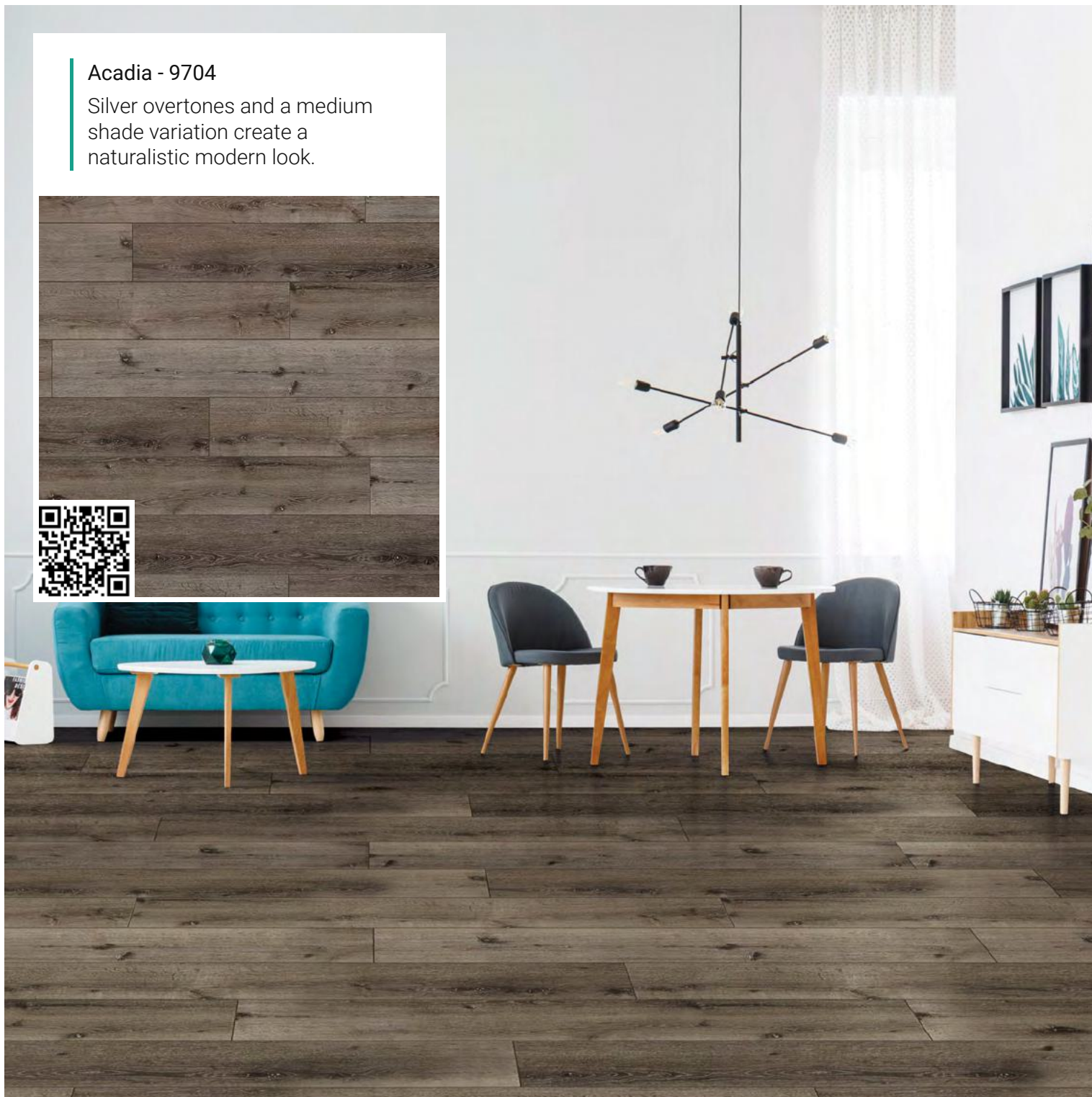


North Cascades - 9705


Its sleek design allows for innumerable pairing options for stylistic furnishing choices.

Acadia - 9704

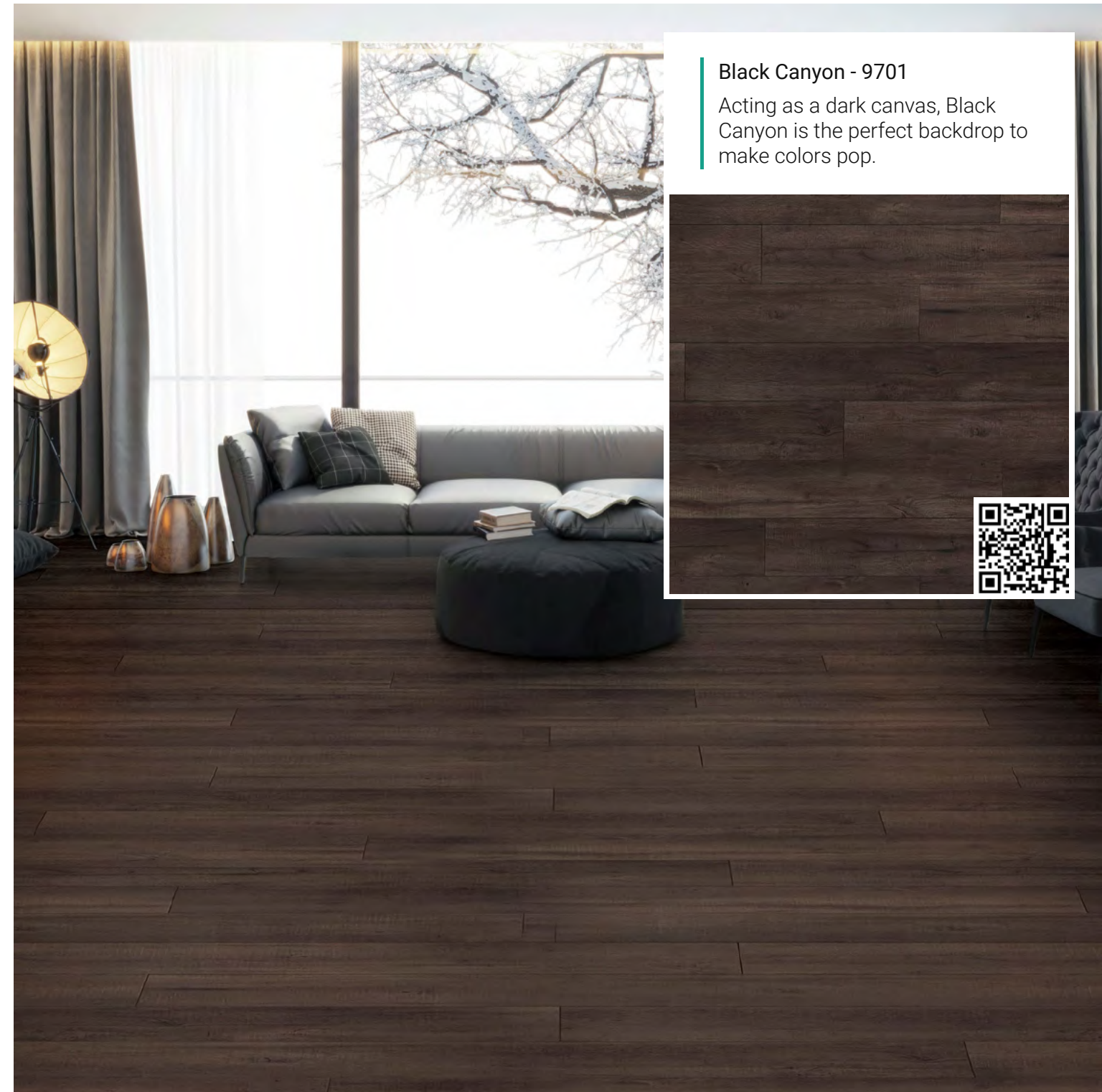
Silver overtones and a medium shade variation create a naturalistic modern look.



Acadia - 9704



Black Canyon - 9701



Black Canyon - 9701

Acting as a dark canvas, Black Canyon is the perfect backdrop to make colors pop.



Quick Navigation

Urban Surfaces



20mil

Rock Solid,
Long Lasting
Stone Looks.

SOUND-TEC TILE
FLOATING FLOOR

**20MIL SCRATCHGUARD
WEAR LAYER**

Commercial Wear Protection

**REALISTIC STONE
LOOK**


Ultra-Realistic Look
Focused Color Selection



View
Products

Astella 9608

FLOATING FLOOR



**ANTI-MICROBIAL
WEAR LAYER**

- Protects Against Mold and Mildew On The Surface

**CERAMIC BEAD
SCRATCH ARMOR**

- Extra Protection Against Scratches

**ANTI-MICROBIAL
PAD PROTECTION**

- Protects Against Mold And Mildew Underneath The Floor

SOUND-TEC TILE

**4.5MM HIGH DENSITY
CORE**

- Engineered For Structural Stability
- Waterproof SPC
- Limestone Base

**1.5MM SOUND-REDUCING
UNDERLAYMENT**

- Surpasses STC and IIC Sound Requirements
- Provides Extra Comfort

**ENHANCED
POLYURETHANE SYSTEM**

- Highly Stain Resistant



**SOUND
REDUCING**



**100%
WATERPROOF**



**ANTI
MICROBIAL**



**CERAMIC BEAD
SCRATCH ARMOR**

WARRANTIES


Residential _____ Lifetime
Light Commercial _____ 20 Years
Commercial _____ 15 Years

Guaranteed Phthalate Free

Core _____ Stone Polymer Composite
Plank Size _____ 12" x 24"
Thickness _____ 6mm
Wear Layer _____ 20mil ScratchGuard
Edge Profile _____ Beveled
Installation _____ Floating
LEED Scorecard _____ EQ 4.3 - 1 Point

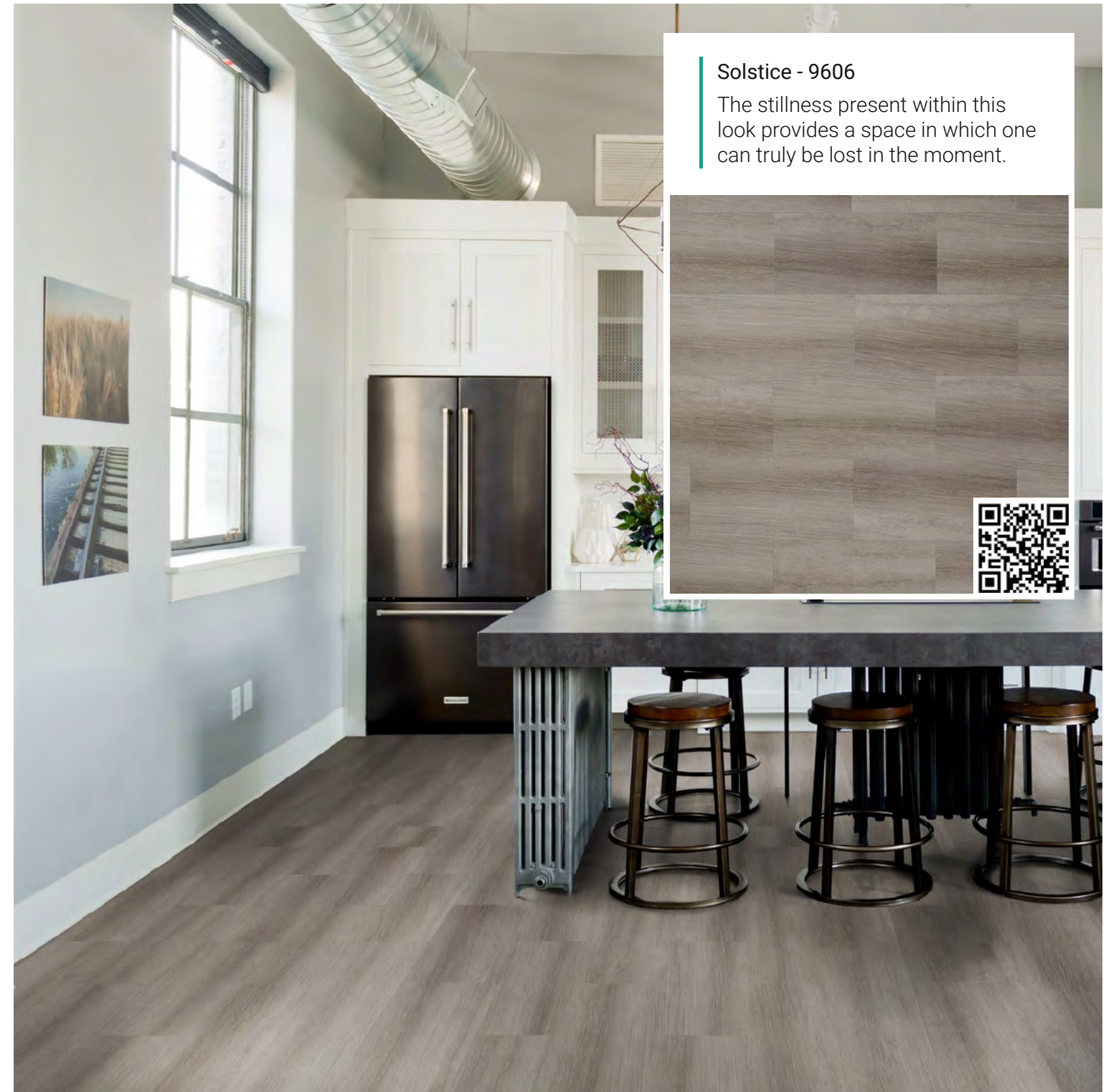
Electra - 9609

Features the elegant look of fine marble. Unique subtle veining adds character to any space.





Solstice - 9606

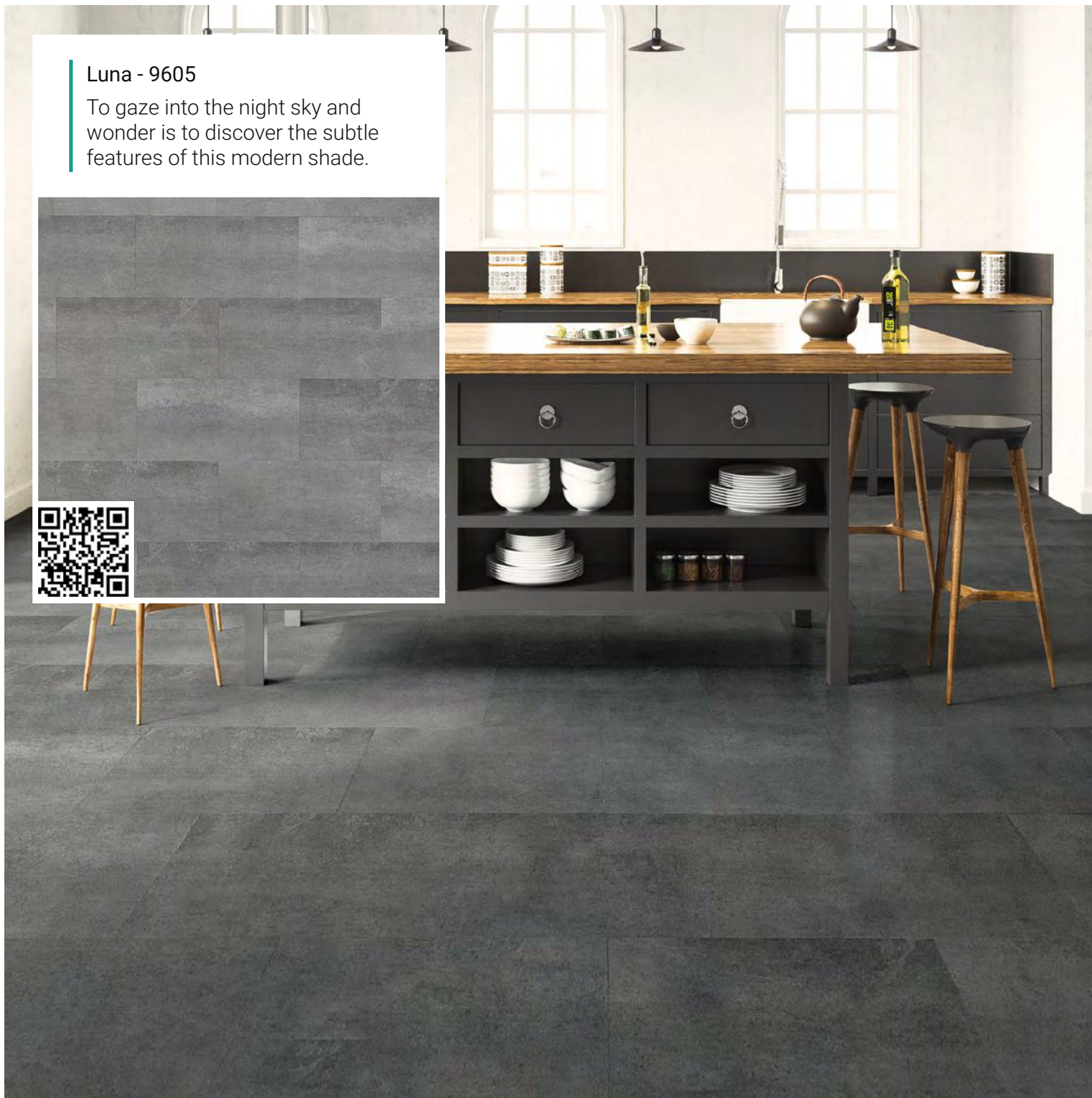



Solstice - 9606

The stillness present within this look provides a space in which one can truly be lost in the moment.

Luna - 9605

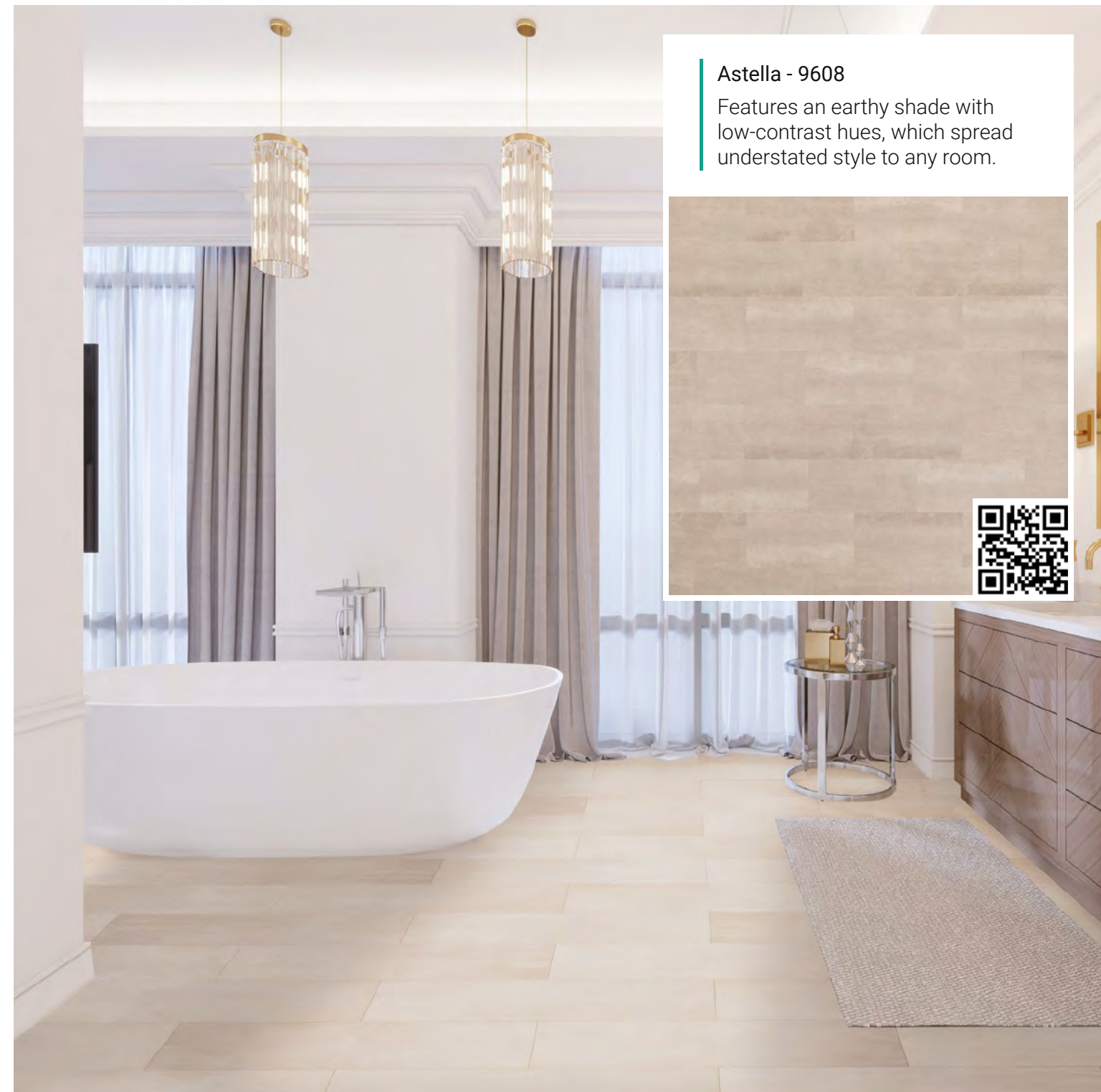
To gaze into the night sky and wonder is to discover the subtle features of this modern shade.



Luna - 9605



Astella - 9608



Astella - 9608

Features an earthy shade with low-contrast hues, which spread understated style to any room.



Vega - 9610

Grey is in. Vega fits nicely in a modern interior, with a classy vibe and makes the room look larger.





Nova - 9607




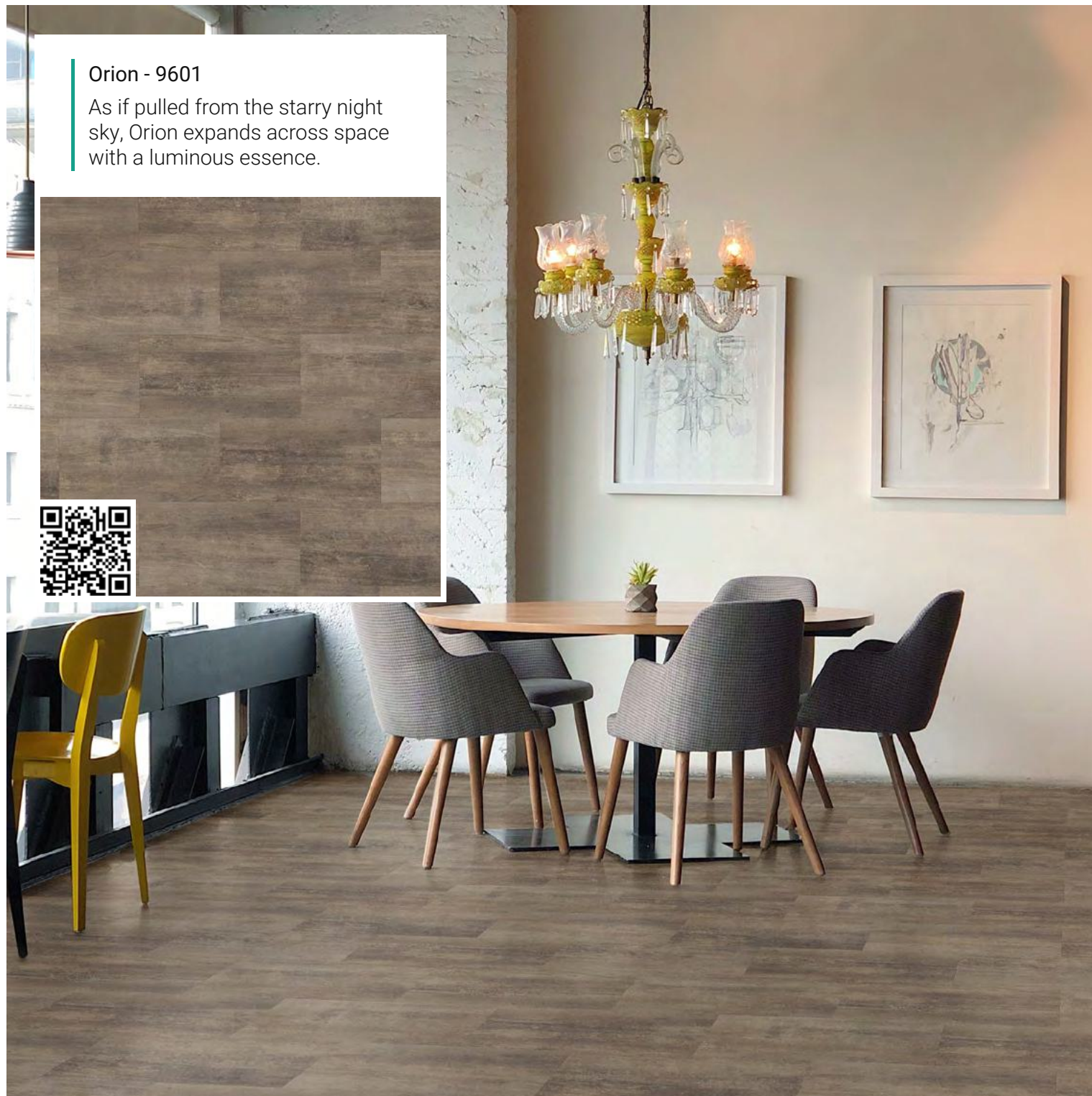
Nova - 9607

It's trending. Nova's light grey hue creates a modern vibe, and a sense of calm.



Orion - 9601

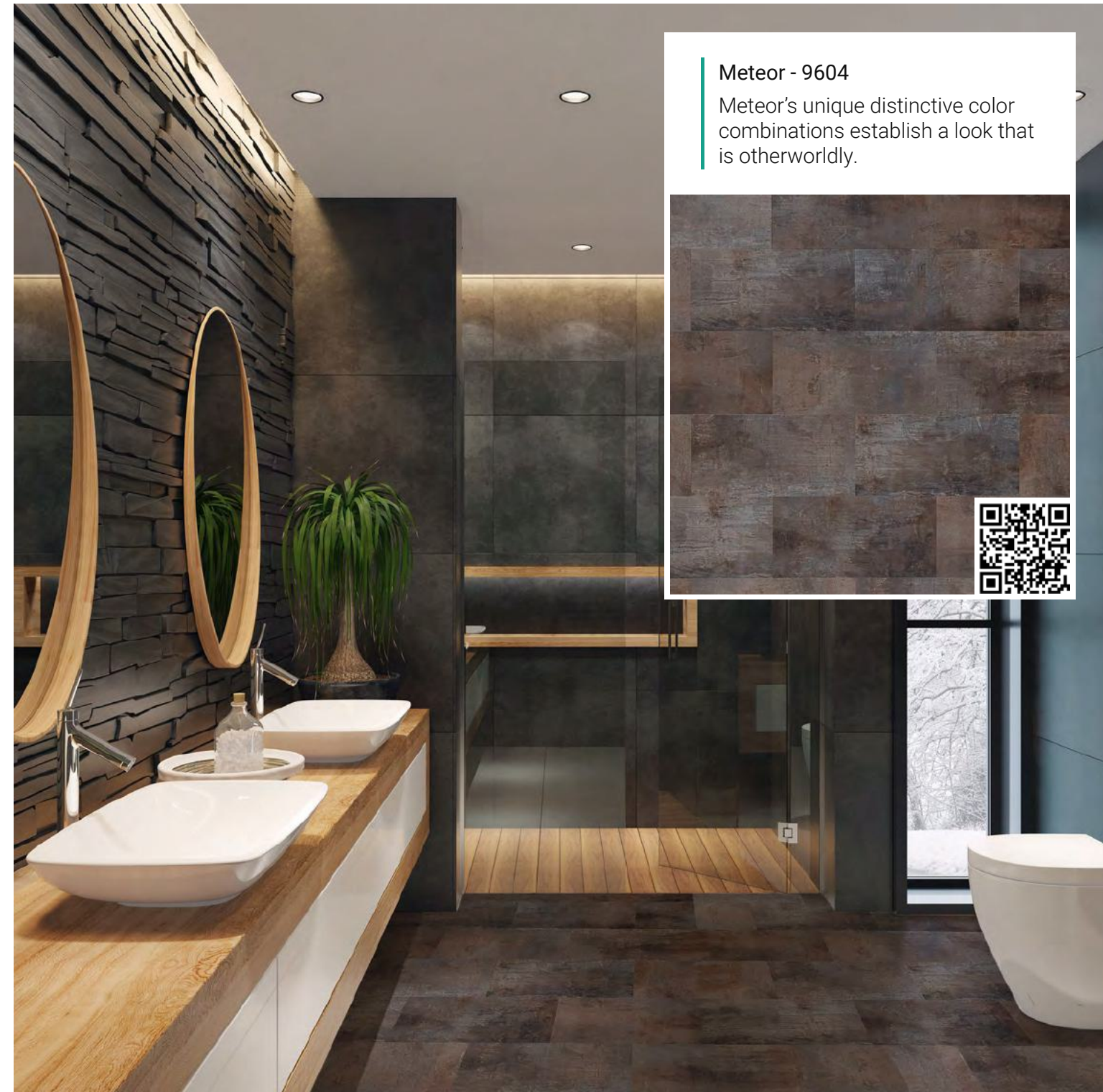
As if pulled from the starry night sky, Orion expands across space with a luminous essence.



Orion - 9601



Meteor - 9604



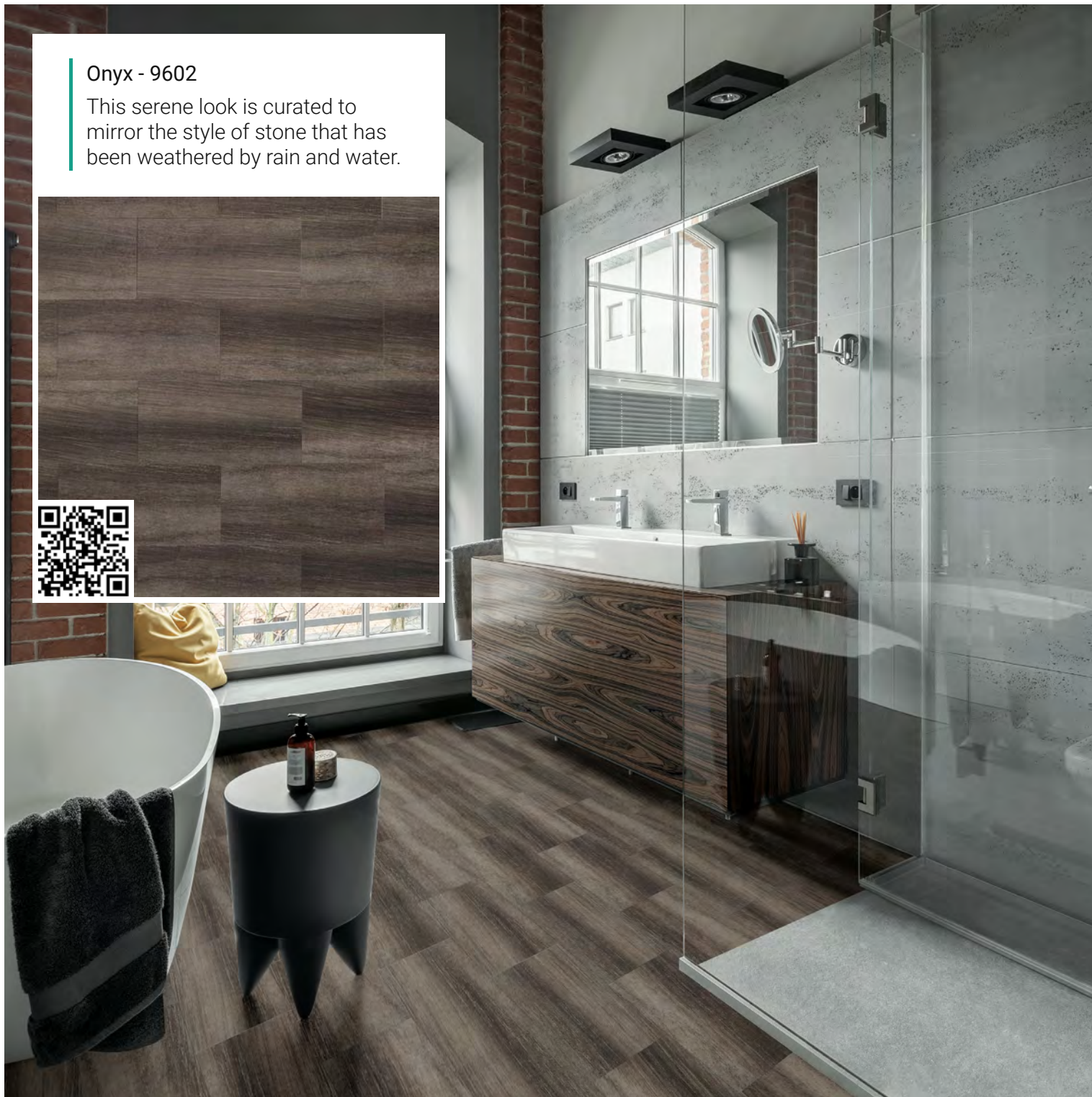
Meteor - 9604

Meteor's unique distinctive color combinations establish a look that is otherworldly.




Onyx - 9602


This serene look is curated to mirror the style of stone that has been weathered by rain and water.



Onyx - 9602



Obsidian - 9603



Obsidian - 9603

Obsidian's dark characteristics combine professionalism and modern style in one.



Quick Navigation

Urban Surfaces



12mil

Finish Projects
On Time And
Under Budget.



12MIL SCRATCHGUARD WEAR LAYER

Extra Wear Protection

NATURAL WOOD TEXTURE

Ultra-Realistic Look
Focused Color Selection

ENHANCED POLYURETHANE SYSTEM

Highly Stain Resistant

20
YEARS

RESIDENTIAL
WARRANTY

10
YEARS

LIGHT
COMMERCIAL
WARRANTY

Berlin Terrace Floating Floor 2914 | GlueDown 2114

FLOATING FLOOR

STUDIO 12



SOUND
REDUCING



100%
WATERPROOF



EASY TO
CLEAN

4MM HIGH DENSITY CORE

- Engineered for Structural Stability
- Waterproof SPC
- Limestone Base

1MM SOUND-REDUCING UNDERLAYMENT

- Surpasses STC and IIC Sound Requirements
- Provides Extra Comfort



RAPIDLOCK
CLIP SYSTEM

Plank Size _____ 7" x 48"
Wear Layer _____ 12mil ScratchGuard
Embossing _____ Natural Wood Texture
LEED Scorecard _____ EQ 4.3 - 1 Point

GLUEDOWN

STUDIO 12



HIGHLY
DURABLE



100%
WATERPROOF



EASY TO
CLEAN

2MM PURE VINYL

- Chip and Dent Resistant
- 100% Waterproof

NATURAL WOOD TEXTURE

- Ultra Realistic Look
- Focused Color Selection



VIEW PRODUCTS

Pearl - 2901

It's a quiet, neutral shade. Pearl gives you the charm of wood with a whisper not a shout.



Also available in GlueDown 2101



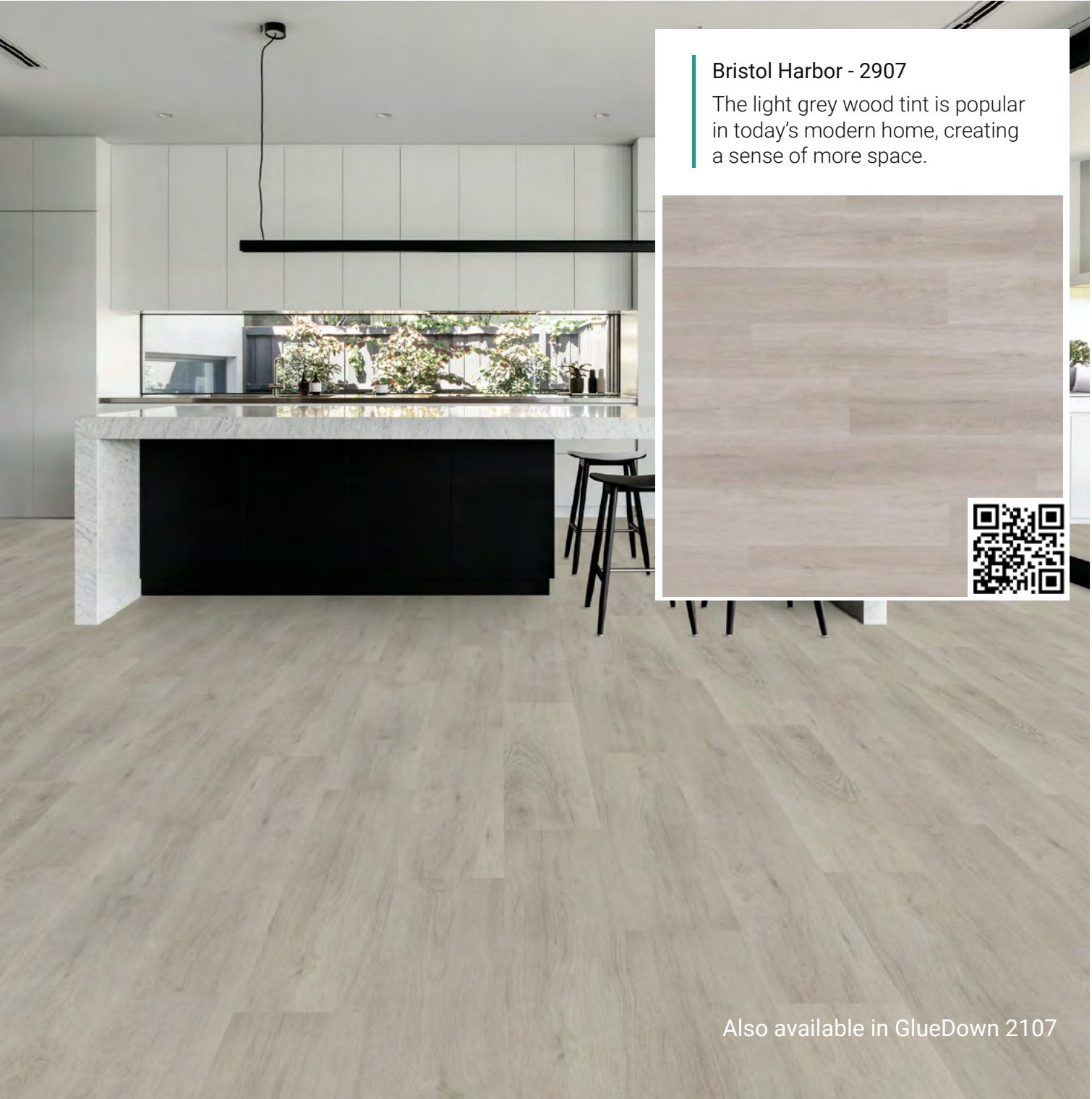
Pearl - 2901

Also available in GlueDown 2101



Bristol Harbor - 2907

Also available in GlueDown 2107



Bristol Harbor - 2907

The light grey wood tint is popular in today's modern home, creating a sense of more space.

Also available in GlueDown 2107

Whispering Pines - 2908

Inspired by the classic look of Hickory wood. The lighter shades add variety, warmth, and charm.



Also available in GlueDown 2108

Whispering Pines - 2908

Also available in GlueDown 2108



Bedford Creek - 2910

Also available in GlueDown 2110



Bedford Creek - 2910

Features a timeless shade with medium variation made to mix smoothly with the room's decor.



Also available in GlueDown 2110

Sandpiper Spring - 2909

Sandpiper Spring features a timeless shade with medium variation made to mix smoothly.



Also available in GlueDown 2109



Sandpiper Spring - 2909

Also available in GlueDown 2109



Arrowhead - 2903

Also available in GlueDown 2103



Arrowhead - 2903
Casual style is the point that Arrowhead gets across with its medium wood tone.



Also available in GlueDown 2103

Cobble Hill - 2911

The shade's caramel, even-tone adds a sense of comfort to any room, putting the focus on decor.



Also available in GlueDown 2111



Cobble Hill - 2911

Also available in GlueDown 2111





Yosemite - 2999
Also Available in GlueDown 2199, Sound-Tec 9599



Yosemite - 2999
The beauty of Yosemite rests in the softly blended wood grains and variations of color.

Also available in GlueDown 2199, Sound-Tec 2599

Willow Run - 2912

Willow Run glows with a warmth and simplicity that is just right for today's casual, comfortable home.



Also available in GlueDown 2112



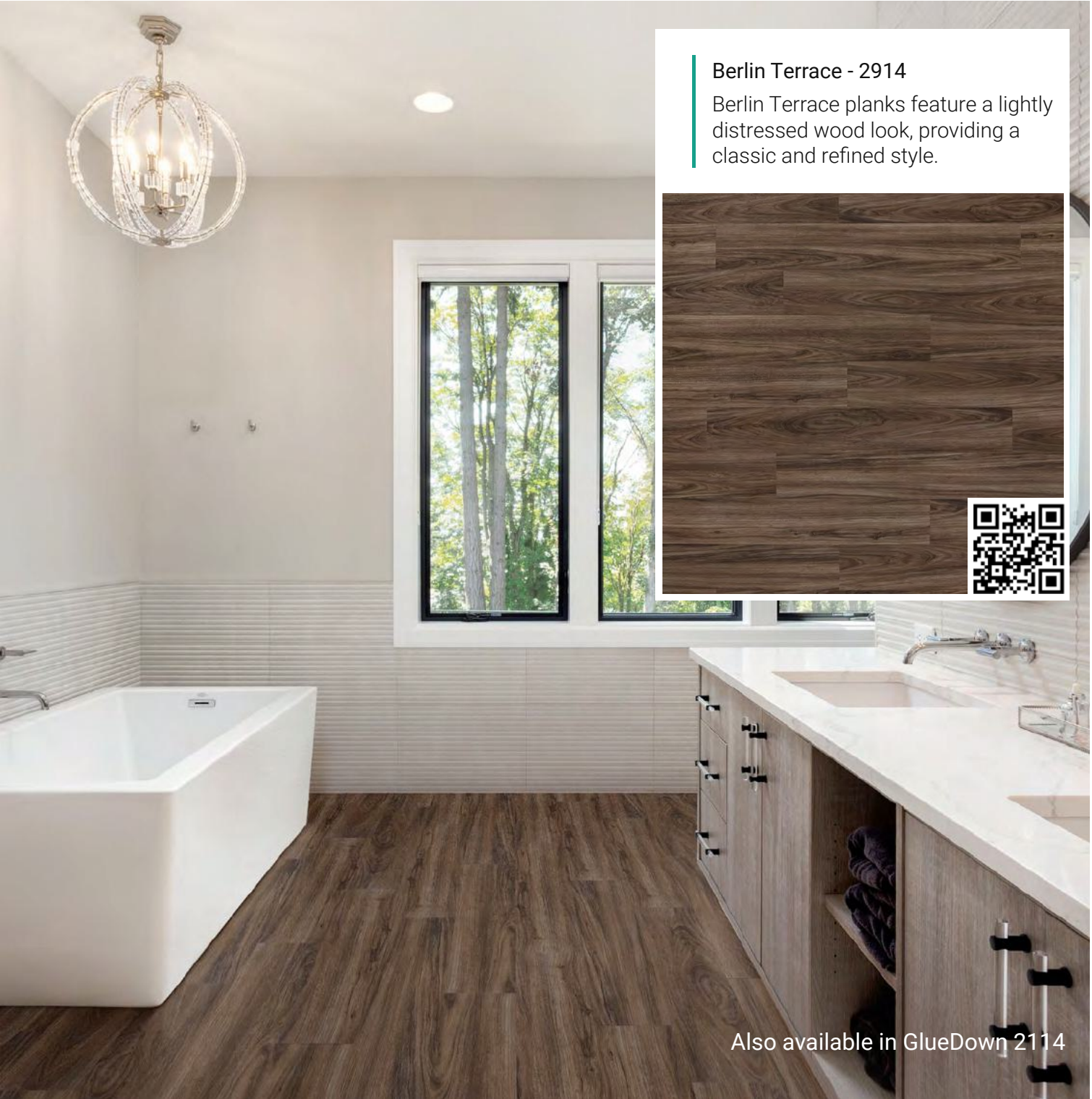
Willow Run - 2912

Also available in GlueDown 2112



Berlin Terrace - 2914

Also available in GlueDown 2114



Berlin Terrace - 2914

Berlin Terrace planks feature a lightly distressed wood look, providing a classic and refined style.

Also available in GlueDown 2114

Chestnut - 2906

Chestnut is a vintage treasure with all the beauty and charm of the great American tree.



Also available in GlueDown 2106



Chestnut - 2906

Also available in GlueDown 2106

Hidden Acres - 2913

Also available in GlueDown 2913



Hidden Acres - 2913

Dark brown tones contrast nicely with any light-colored fixtures. Bold colors will stand out.

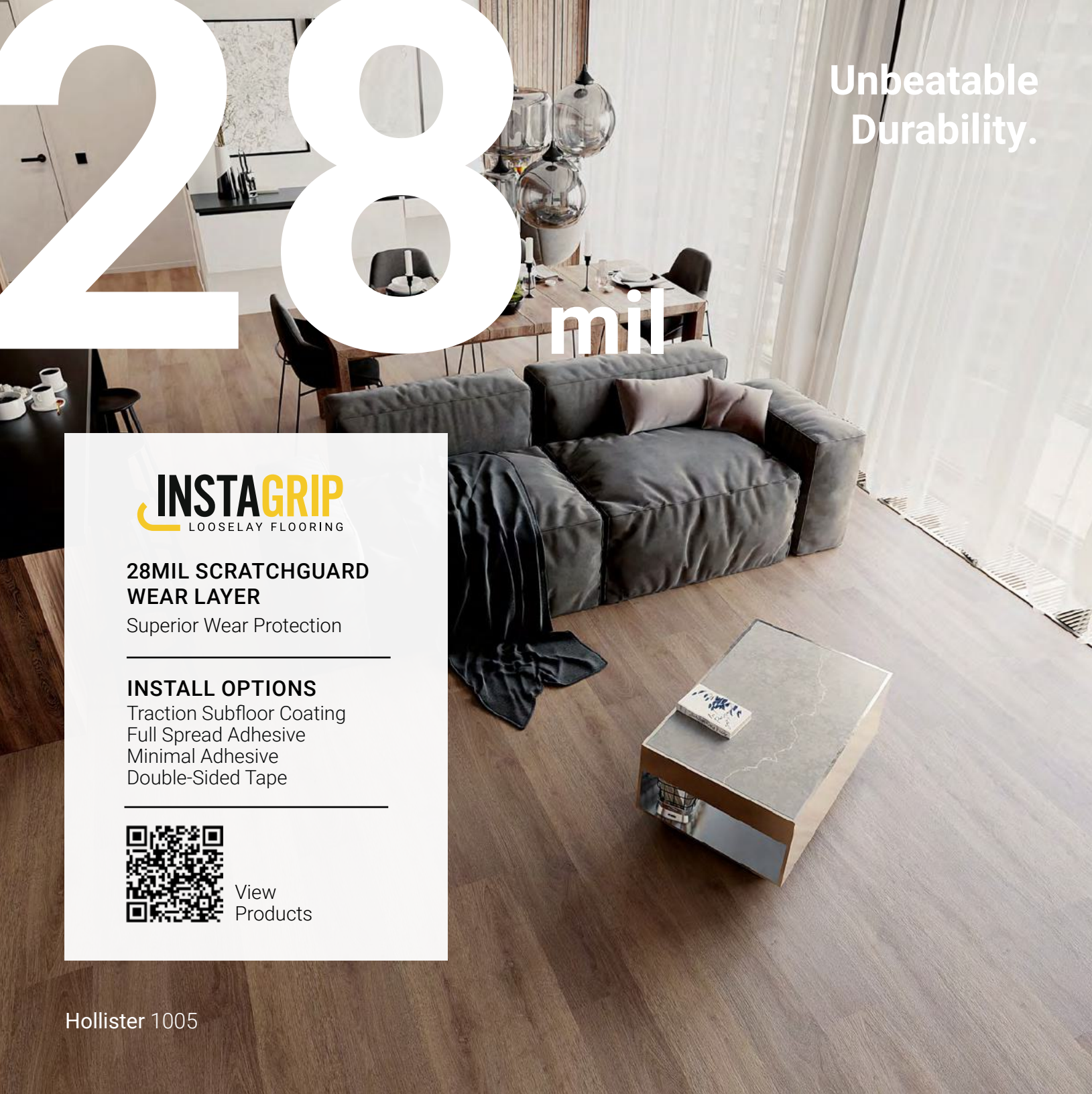


Also available in GlueDown 2113

Quick Navigation

Urban Surfaces





Unbeatable
Durability.

28
mil

INSTAGRIP
LOOSELAY FLOORING

**28MIL SCRATCHGUARD
WEAR LAYER**

Superior Wear Protection

INSTALL OPTIONS

Traction Subfloor Coating
Full Spread Adhesive
Minimal Adhesive
Double-Sided Tape



View
Products

Hollister 1005

LOOSELAY

INSTAGRIP

**ENHANCED
POLYURETHANE SYSTEM**

· Highly Stain Resistant

**FIBERGLASS
STABILIZATION LAYER**

· Increased Dimensional
Stability

5MM PURE VINYL

· Chip and Dent Resistant
· 100% Waterproof

GRIP-TEC BACKING

· Anti-Slip Backing

**NATURAL WOOD
TEXTURE**

· Ultra-Realistic Look
· Refined Color Selection



100%
WATERPROOF



EASY
TO INSTALL



DUSTLESS
INSTALLATION



EASY
REPAIR



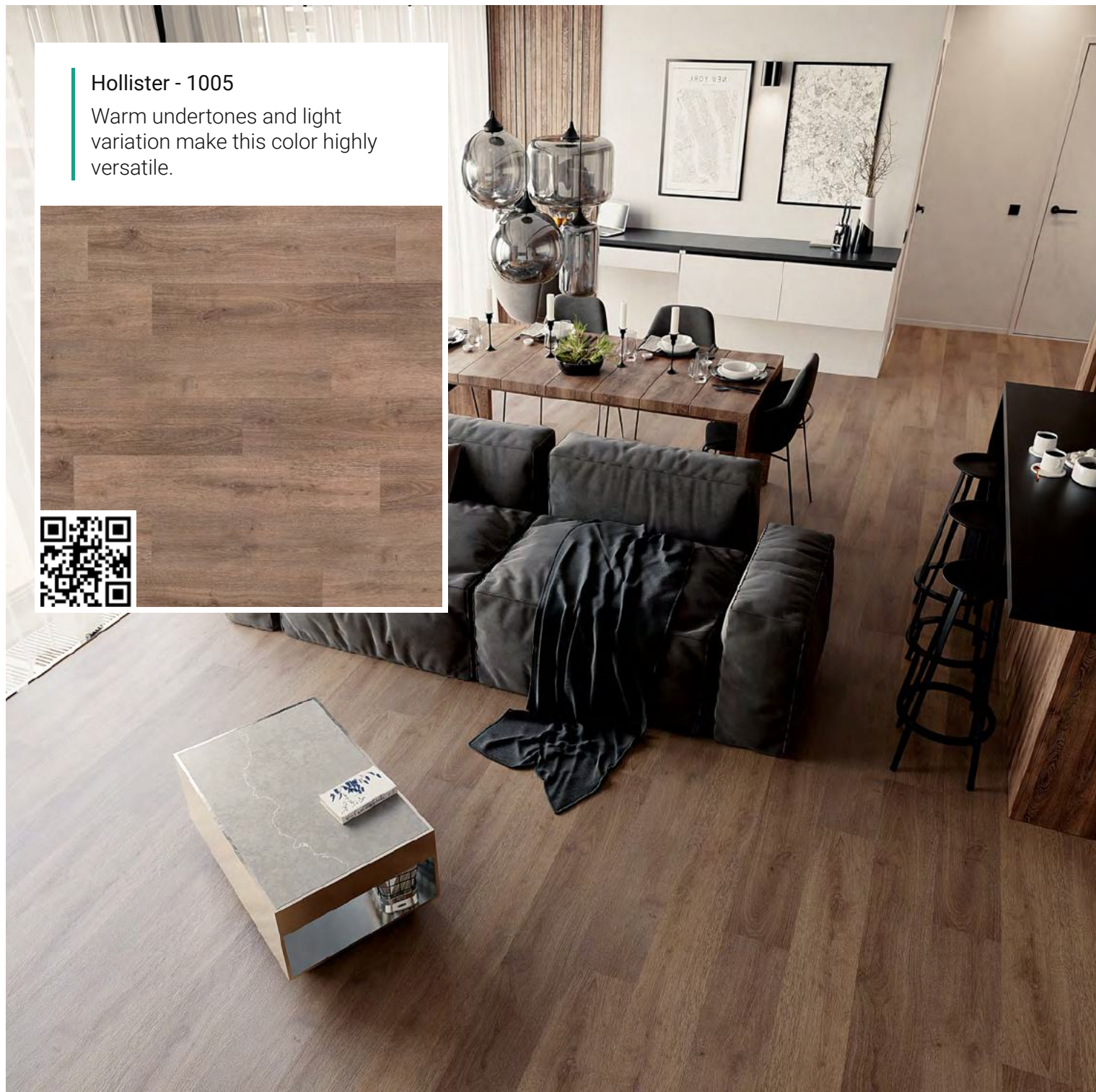
Residential _____ Lifetime
Light Commercial _____ Lifetime
Commercial _____ 20 Years

Guaranteed Phthalate Free

Core _____ Pure Vinyl
Plank Size _____ 9" x 48"
Thickness _____ 5mm
Wear Layer _____ 28mil ScratchGuard
Edge Profile _____ Beveled
Installation _____ Traction / Adhesive / Tape
LEED Scorecard _____ EQ 4.3 - 1 Point

Hollister - 1005

Warm undertones and light variation make this color highly versatile.



Hollister - 1005



Pismo - 1003



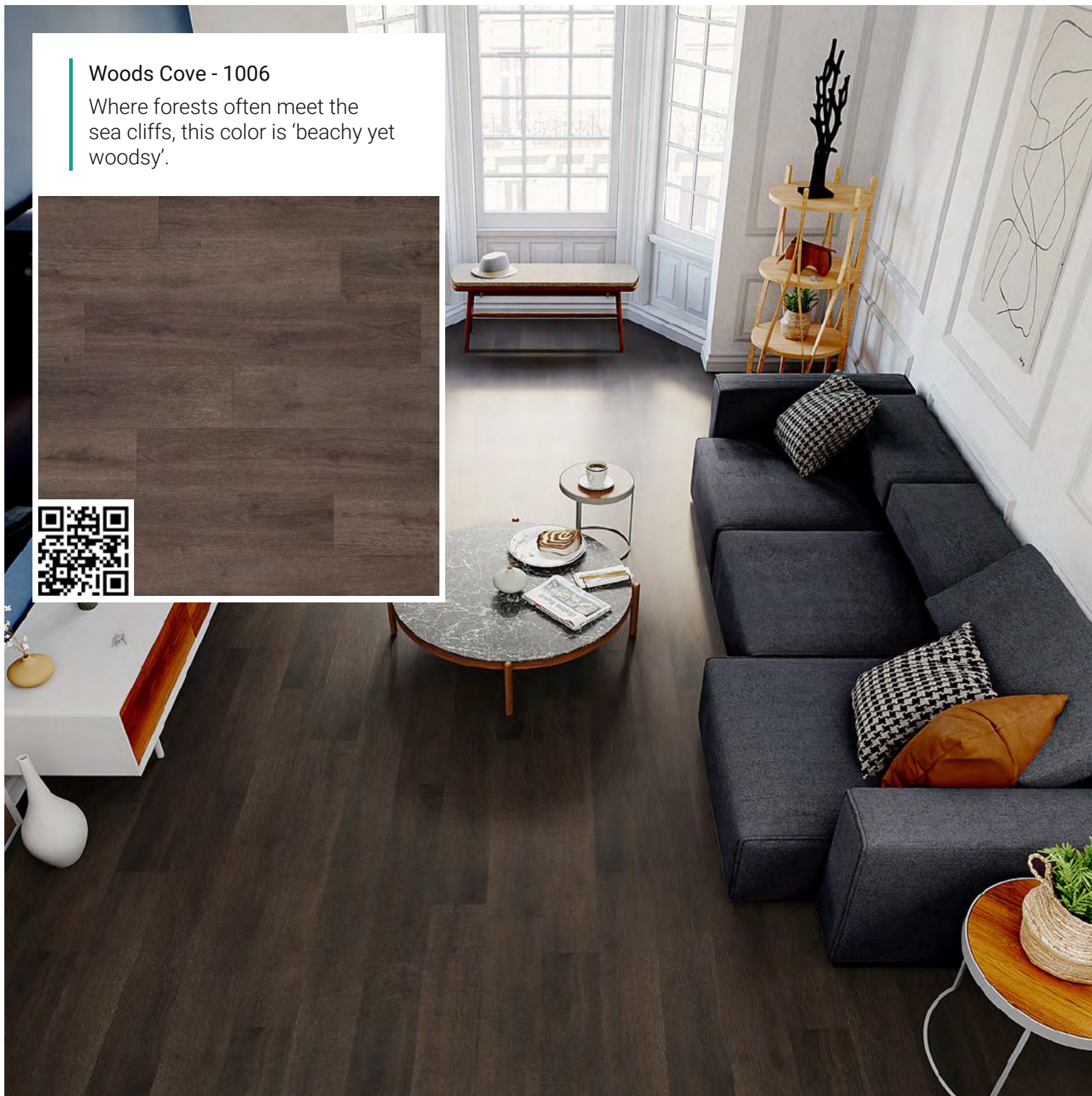
Pismo - 1003

Like the hues of California beaches, these colors bring a cozy, timeworn beauty.



Woods Cove - 1006

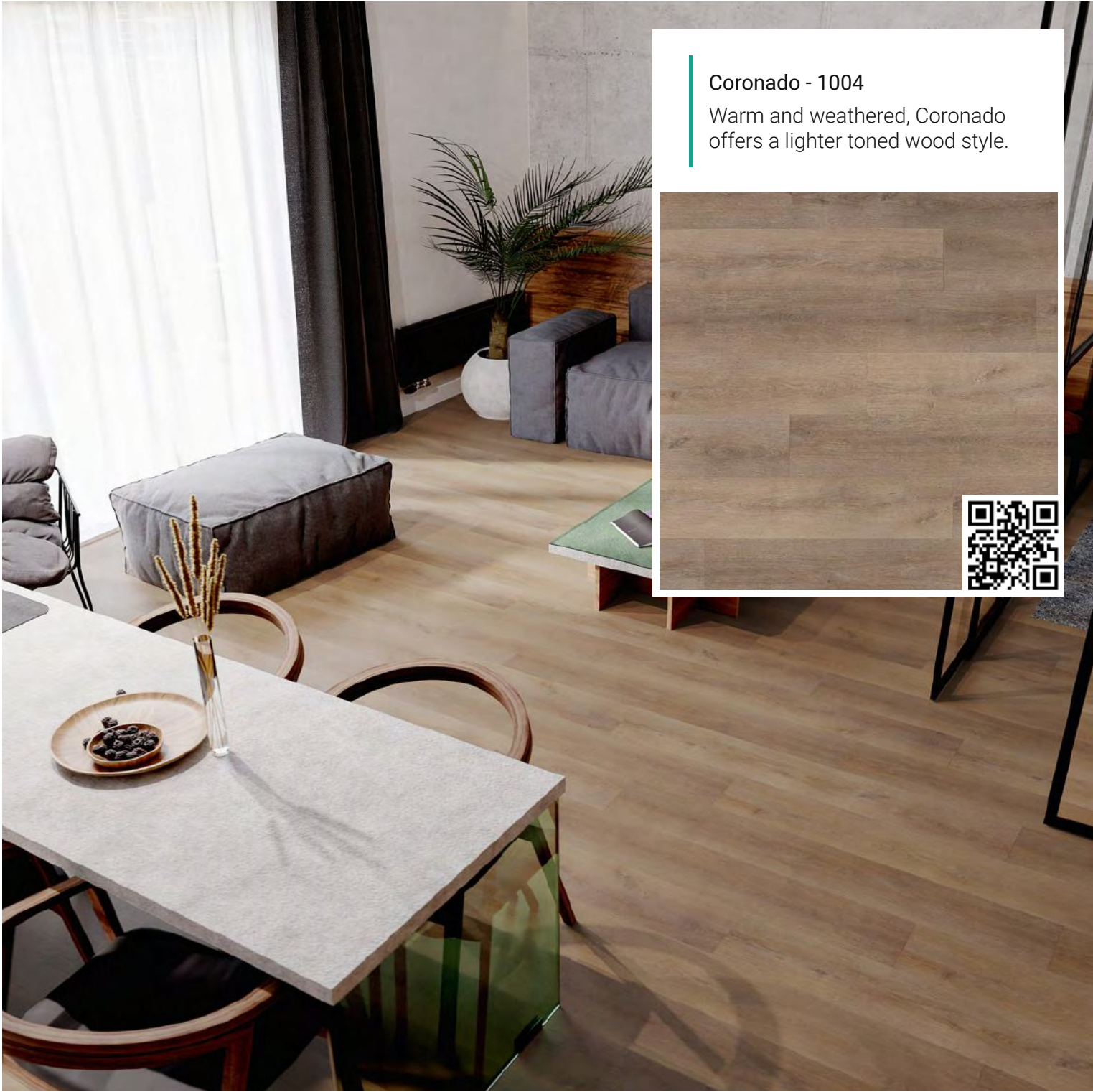
Where forests often meet the sea cliffs, this color is 'beachy yet woodsy'.



Woods Cove - 1006



Coronado - 1004

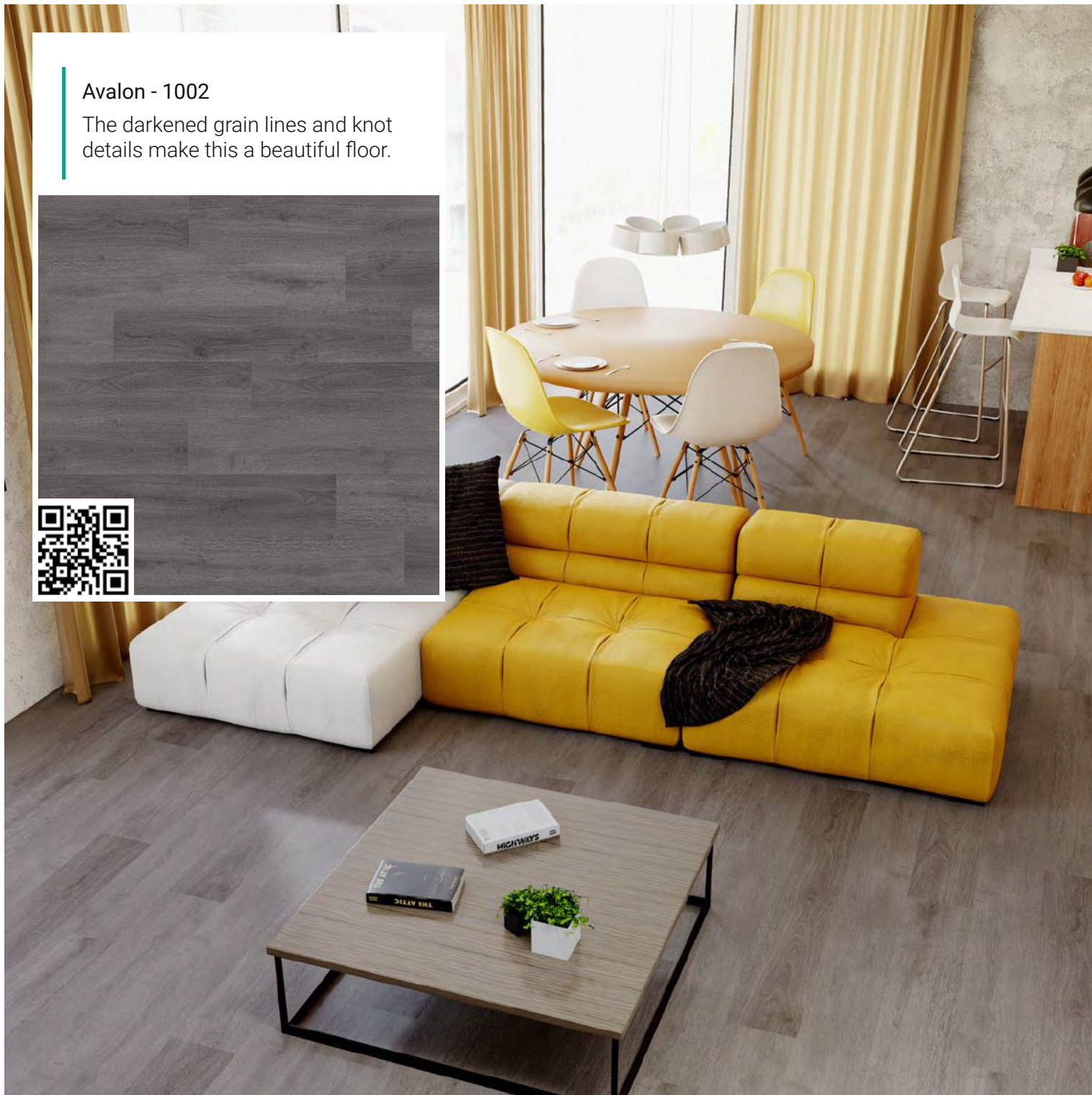


Coronado - 1004
Warm and weathered, Coronado offers a lighter toned wood style.




Avalon - 1002

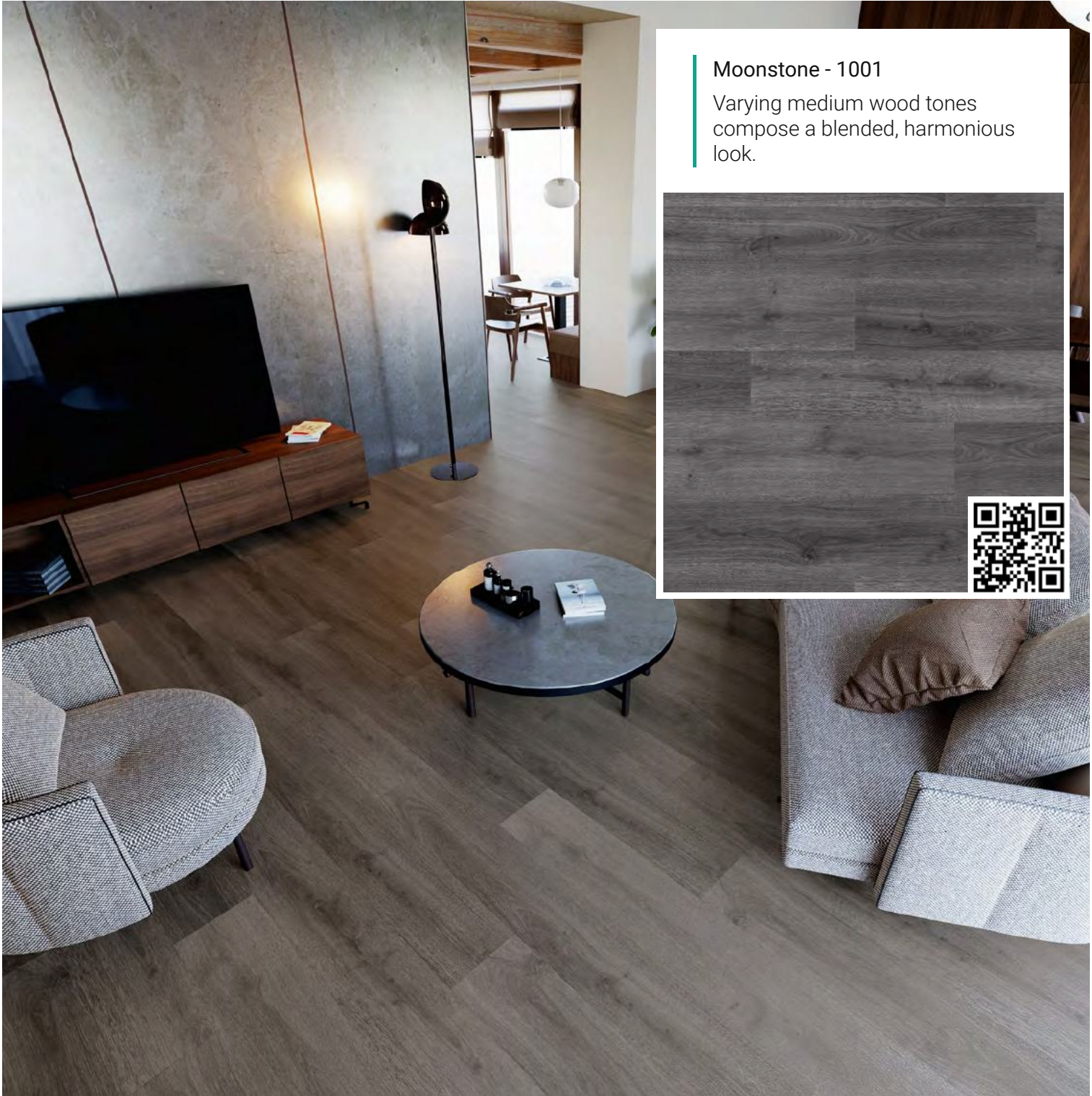
The darkened grain lines and knot details make this a beautiful floor.



Avalon - 1002



Moonstone - 1001



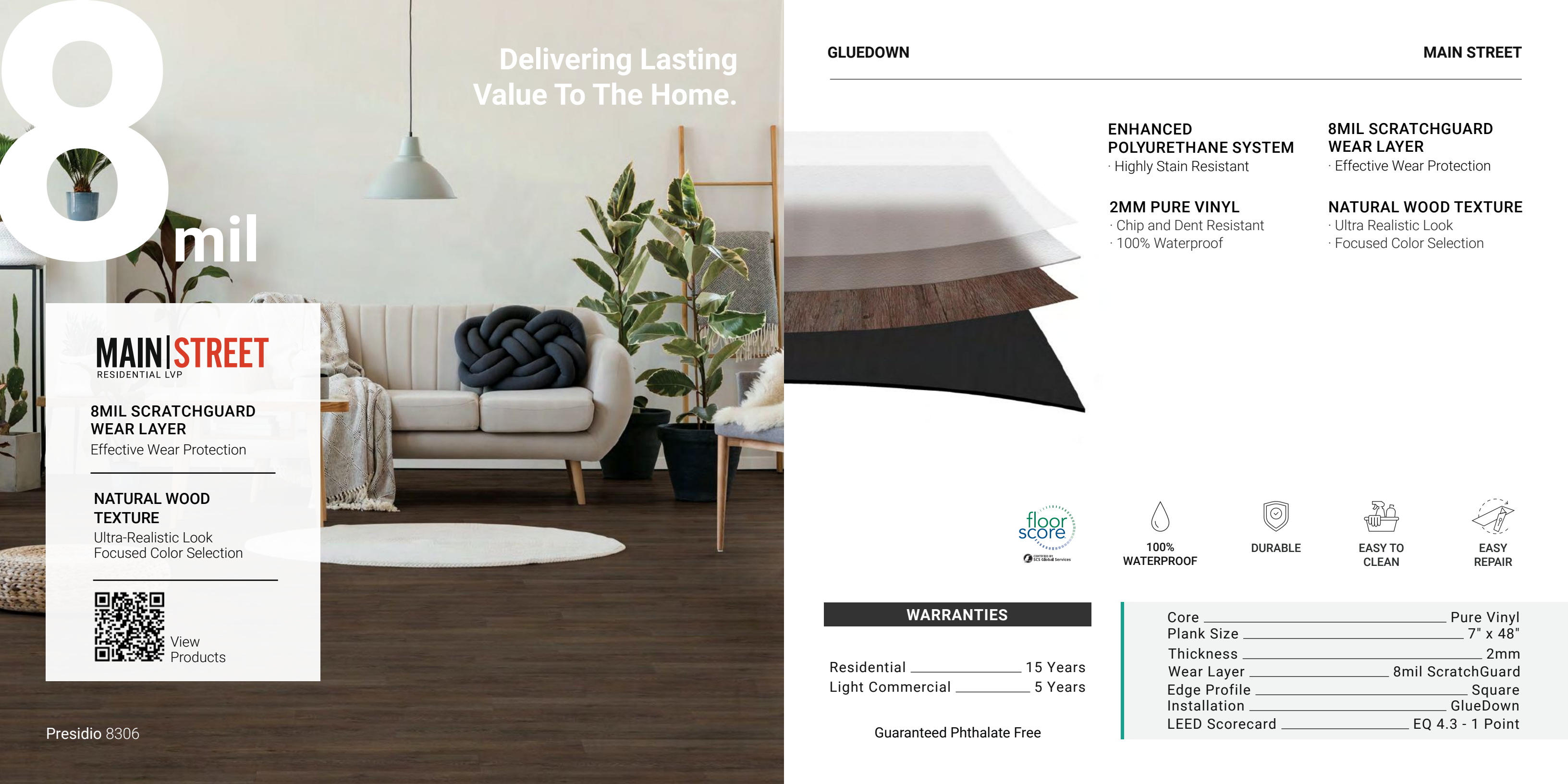
Moonstone - 1001
Varying medium wood tones
compose a blended, harmonious
look.



Quick Navigation

Urban Surfaces





8

mil

Delivering Lasting
Value To The Home.

MAIN|STREET
RESIDENTIAL LVP

**8MIL SCRATCHGUARD
WEAR LAYER**
Effective Wear Protection

**NATURAL WOOD
TEXTURE**
Ultra-Realistic Look
Focused Color Selection




View
Products

Presidio 8306

GLUEDOWN

MAIN STREET



**ENHANCED
POLYURETHANE SYSTEM**
· Highly Stain Resistant

2MM PURE VINYL
· Chip and Dent Resistant
· 100% Waterproof

**8MIL SCRATCHGUARD
WEAR LAYER**
· Effective Wear Protection

NATURAL WOOD TEXTURE
· Ultra Realistic Look
· Focused Color Selection




**100%
WATERPROOF**


DURABLE


**EASY TO
CLEAN**


**EASY
REPAIR**

WARRANTIES

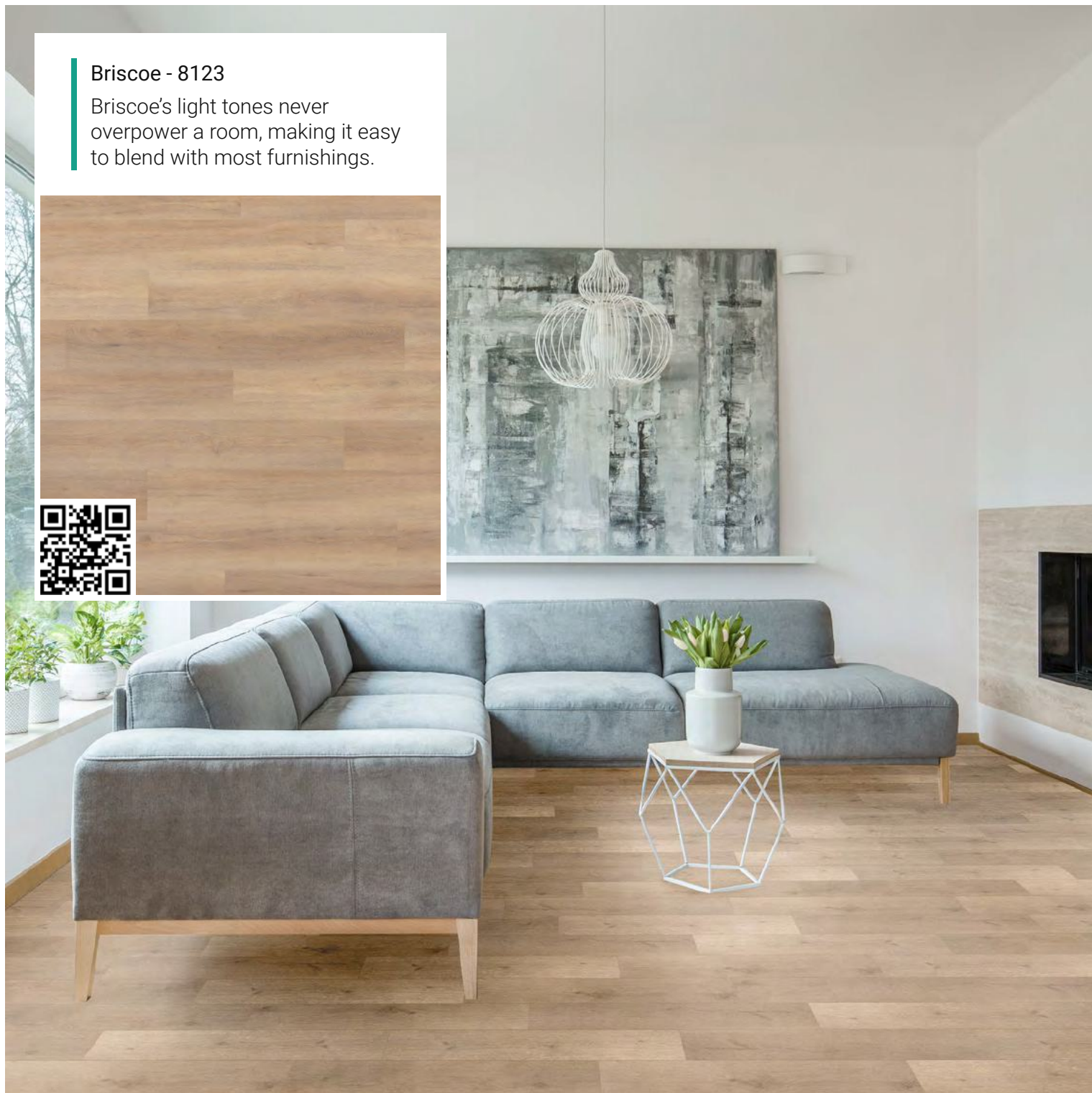
Residential _____ 15 Years
Light Commercial _____ 5 Years

Guaranteed Phthalate Free

Core _____ Pure Vinyl
Plank Size _____ 7" x 48"
Thickness _____ 2mm
Wear Layer _____ 8mil ScratchGuard
Edge Profile _____ Square
Installation _____ GlueDown
LEED Scorecard _____ EQ 4.3 - 1 Point

Briscoe - 8123

Briscoe's light tones never overpower a room, making it easy to blend with most furnishings.



Briscoe - 8123



Hudson - 8071



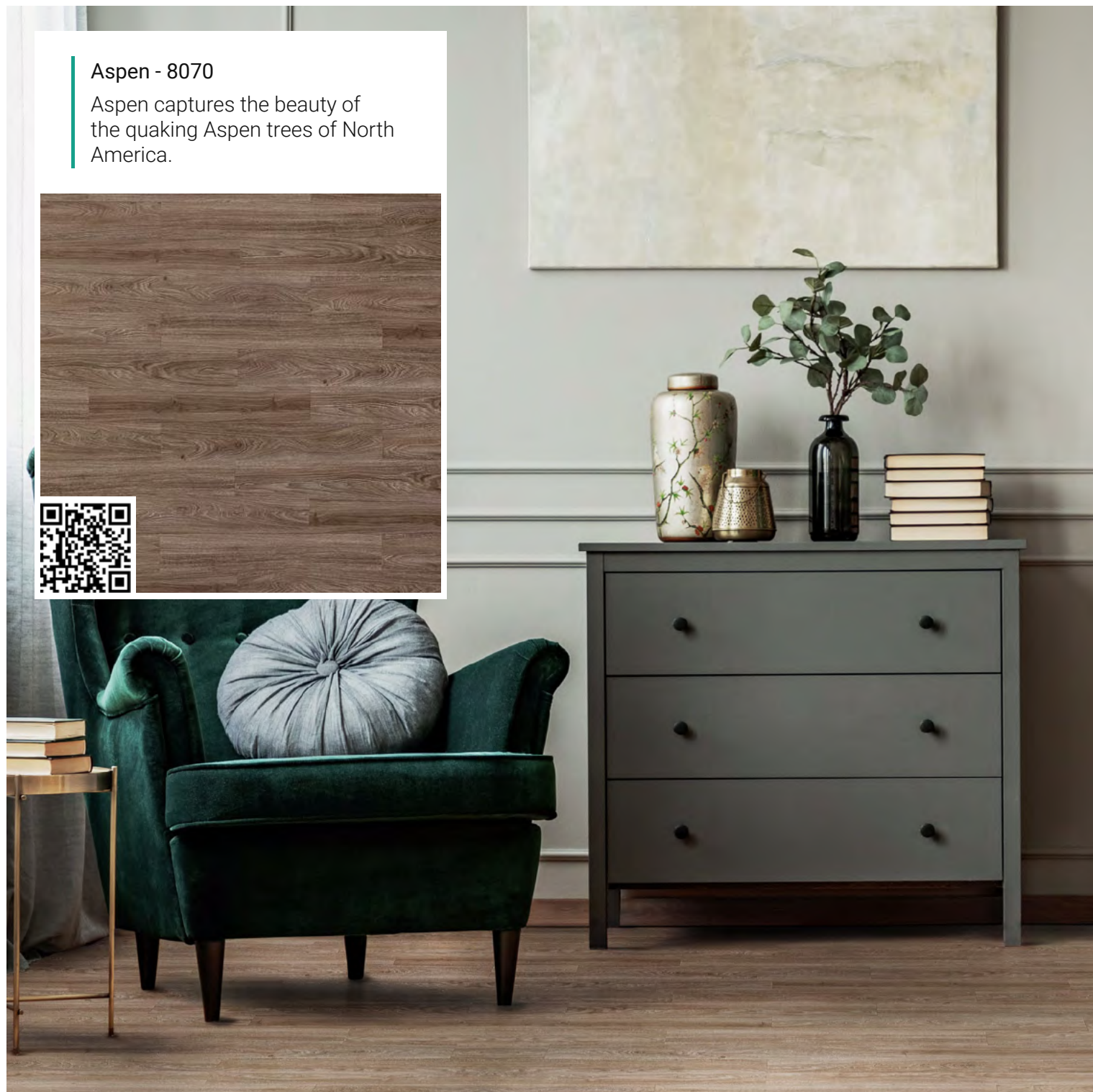
Hudson - 8071

This rustic floor offers a natural-looking grain pattern with a warm feeling.



Aspen - 8070

Aspen captures the beauty of the quaking Aspen trees of North America.



Aspen - 8070



Sierra - 8060

Also Available in Sound-Tec 60




Sierra - 8060

Sierra provides a richness that can only be found when pristine vision and quality combine.

Also available in Sound-Tec 9560

Marquette - 8061

So versatile, Marquette blends nicely in the home, office or any high-traffic area.



Marquette - 8061

Midland Grey - 8050

Midland Grey - 8050

Midland Grey catches the eye with tones of brown and grey. The use of these colors brings this look to life.



Also available in Sound-Tec 9525

Twilight - 8051

A soft scattering of lighter shades, Twilight stays true to its name with neutral tones that uplift any space.



Also available in Sound-Tec 9505



Twilight - 8051

Also available in Sound-Tec 9505



Barn Owl - 8122

Also available in Sound-Tec 9522



Barn Owl - 8122

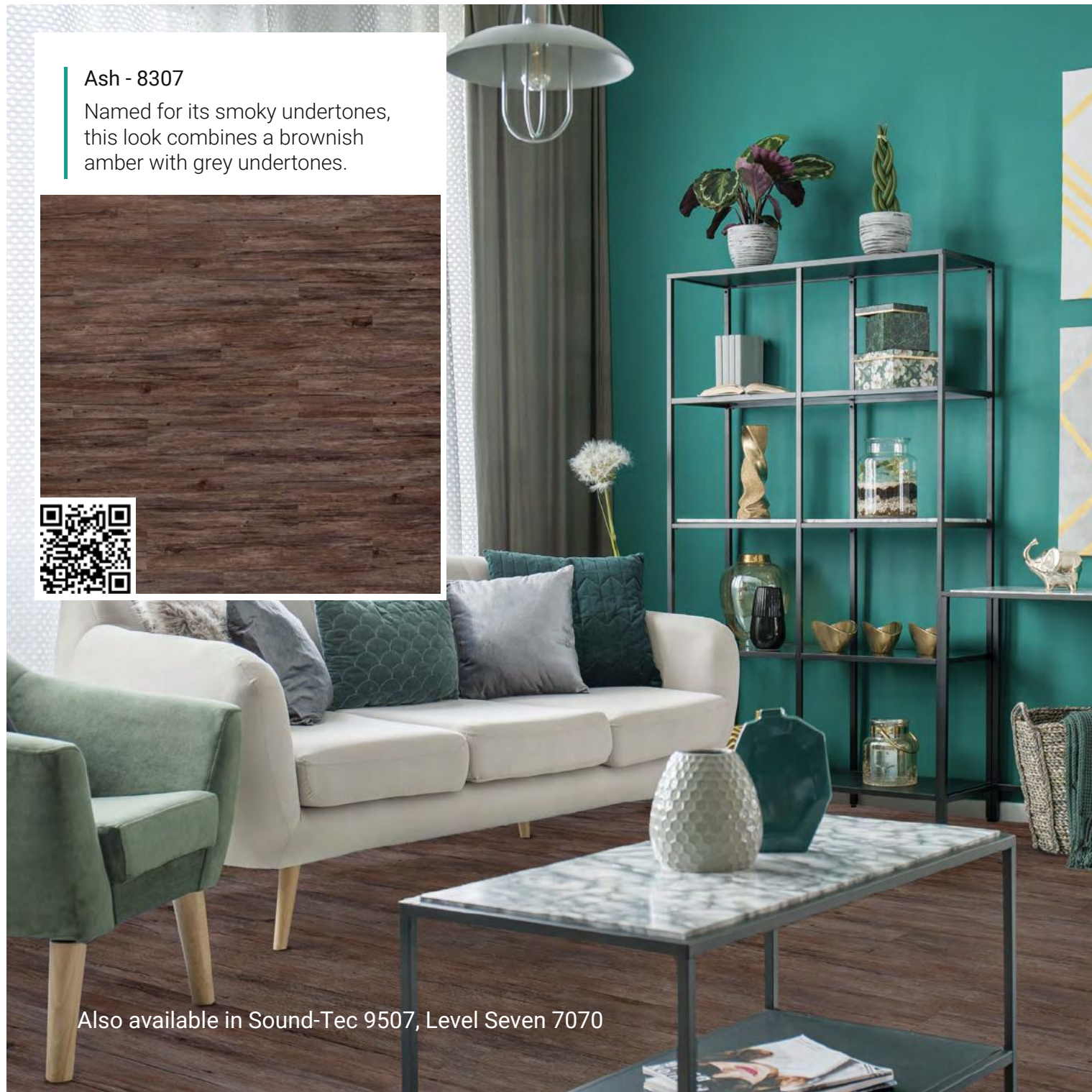
A unique, warm-toned style with a rough-hewn look, inspired by the look of reclaimed wood.



Also available in Sound-Tec 9522

Ash - 8307

Named for its smoky undertones, this look combines a brownish amber with grey undertones.



Also available in Sound-Tec 9507, Level Seven 7070



Ash - 7070

Also Available in Main Street 8307, Sound-Tec 9507

Presidio - 8306

Presidio - 8306

Flaunting its cool chocolate undertones adds character to this timeless beauty.



Quick Navigation

Urban Surfaces



20

mil

Exceptional
Performance
For Commercial
Environments.



20MIL SCRATCHGUARD WEAR LAYER

Commercial Wear Protection

NATURAL WOOD TEXTURE

Ultra-Realistic Look
Wide Color Selection



View
Products

Denali 7103

GLUEDOWN

LEVEL SEVEN



ENHANCED POLYURETHANE SYSTEM

· Highly Stain Resistant

3MM PURE VINYL

· Chip and Dent Resistant
· 100% Waterproof

20MIL SCRATCHGUARD WEAR LAYER

· Commercial Wear Protection

NATURAL WOOD TEXTURE

· Ultra Realistic Look
· Focused Color Selection



WARRANTIES

Residential _____ Lifetime
Light Commercial _____ 20 Years
Commercial _____ 15 Years

Guaranteed Phthalate Free

Core _____ Pure Vinyl
Plank Size _____ 7" x 48"
Thickness _____ 3mm
Wear Layer _____ 20mil ScratchGuard
Edge Profile _____ Beveled
Installation _____ GlueDown
LEED Scorecard _____ EQ 4.3 - 1 Point

Pembroke - 7091

The tone of the wood offers a varied texture to refresh any space with a natural look.



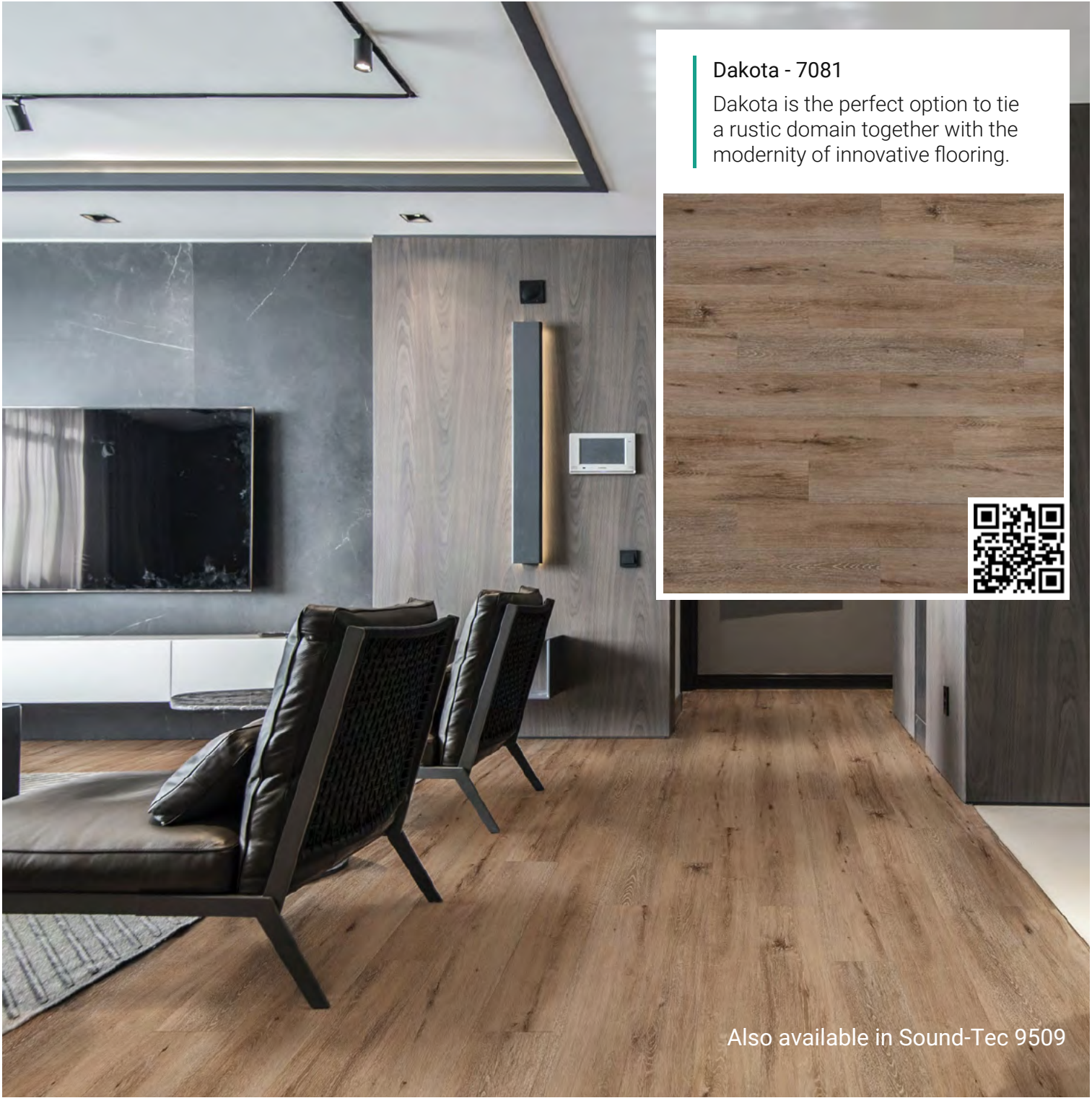
Also available in Sound-Tec 9511



Pembroke - 7091
Also available in Sound-Tec 9511



Dakota - 7081
Also available in Sound-Tec 9509



Dakota - 7081
Dakota is the perfect option to tie
a rustic domain together with the
modernity of innovative flooring.



Also available in Sound-Tec 9509

Sedona - 7071

The darker tones of Sedona offer an ideal backdrop for anyone looking to display their uniqueness.



Also available in Sound-Tec 9508



Sedona - 7071

Also available in Sound-Tec 9508



Boardwalk - 7031
Also available in Sound-Tec 9503

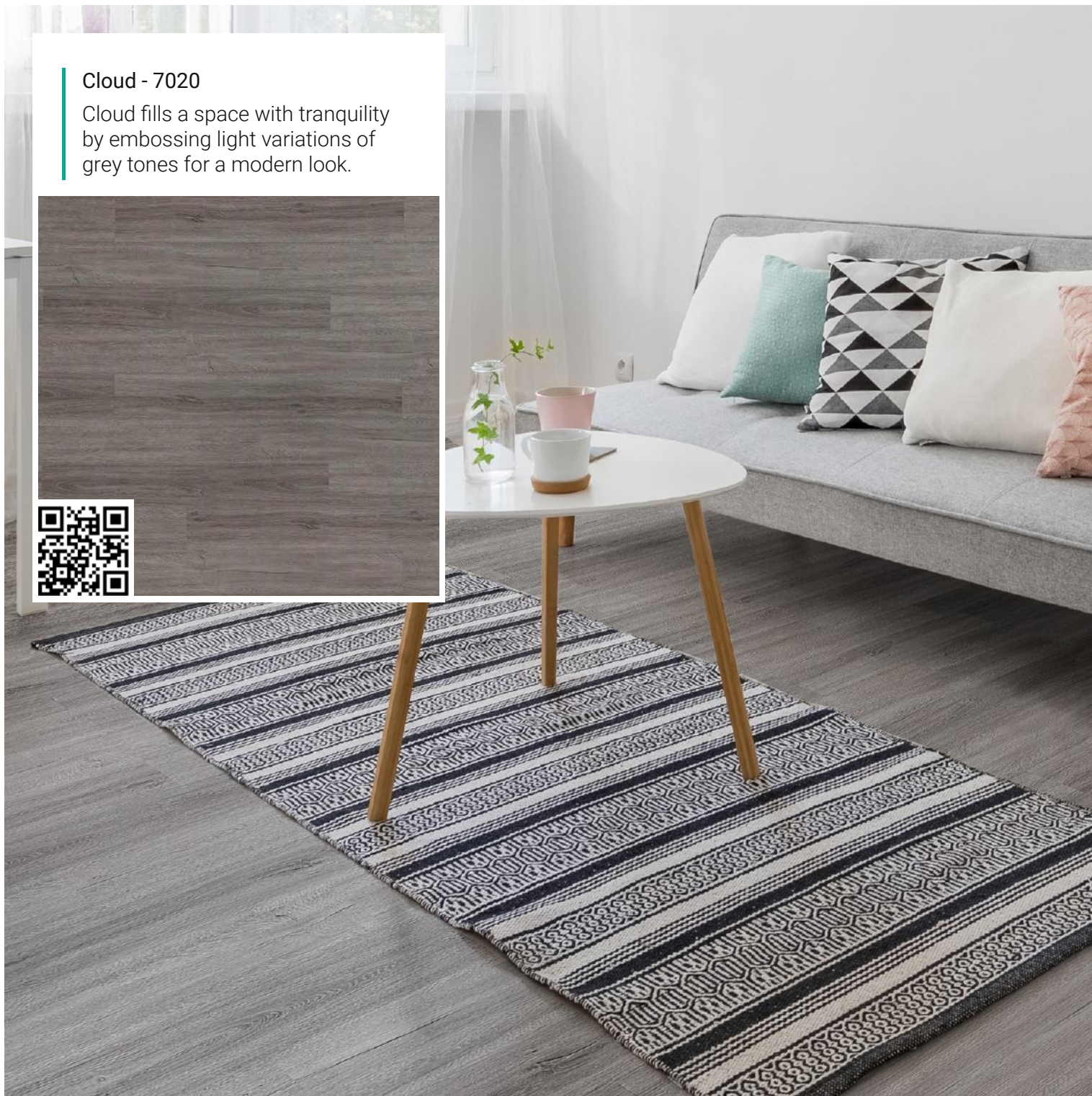


Boardwalk - 7031
Boardwalk offers a stylistic look analogous to that which is found on beaches across the world.

Also available in Sound-Tec 9503

Cloud - 7020

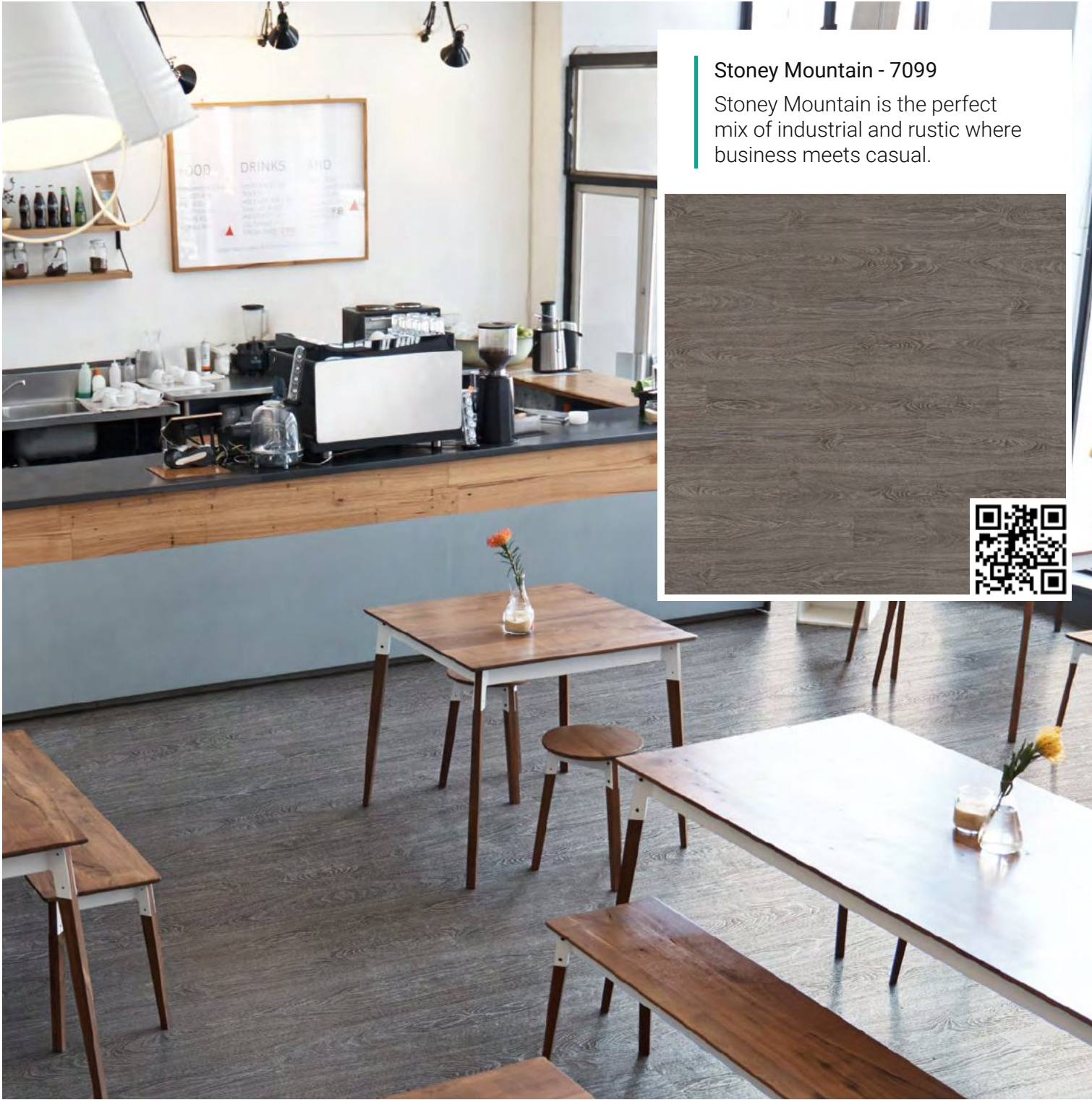
Cloud fills a space with tranquility by embossing light variations of grey tones for a modern look.



Cloud - 7020



Stoney Mountain - 7099



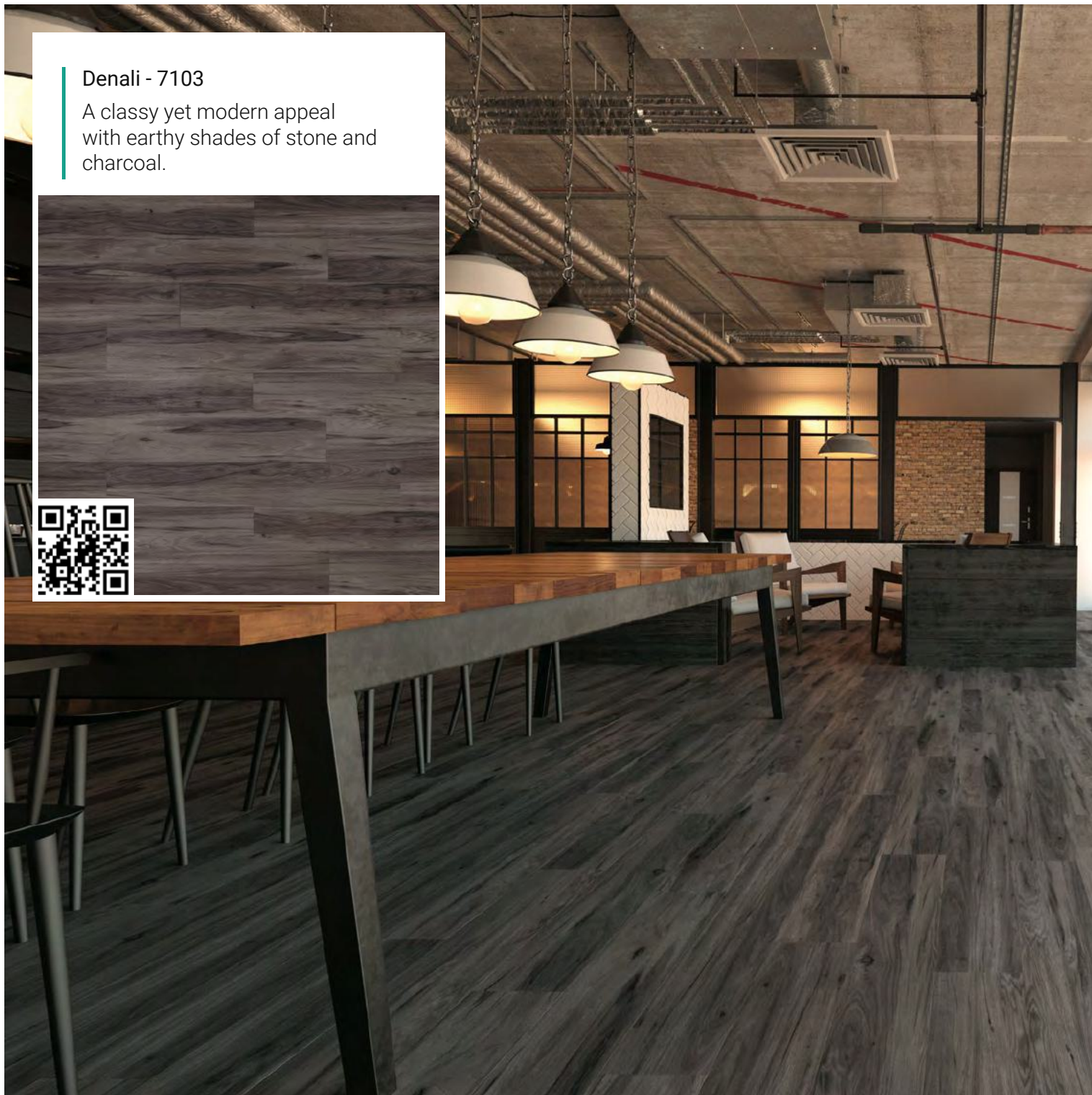
Stoney Mountain - 7099

Stoney Mountain is the perfect mix of industrial and rustic where business meets casual.



Denali - 7103

A classy yet modern appeal with earthy shades of stone and charcoal.



Denali - 7103



Kenwood - 7101



Kenwood - 7101
Kenwood claims attention with its flawless rich brown tones alongside lighter hues.



Timber - 7060

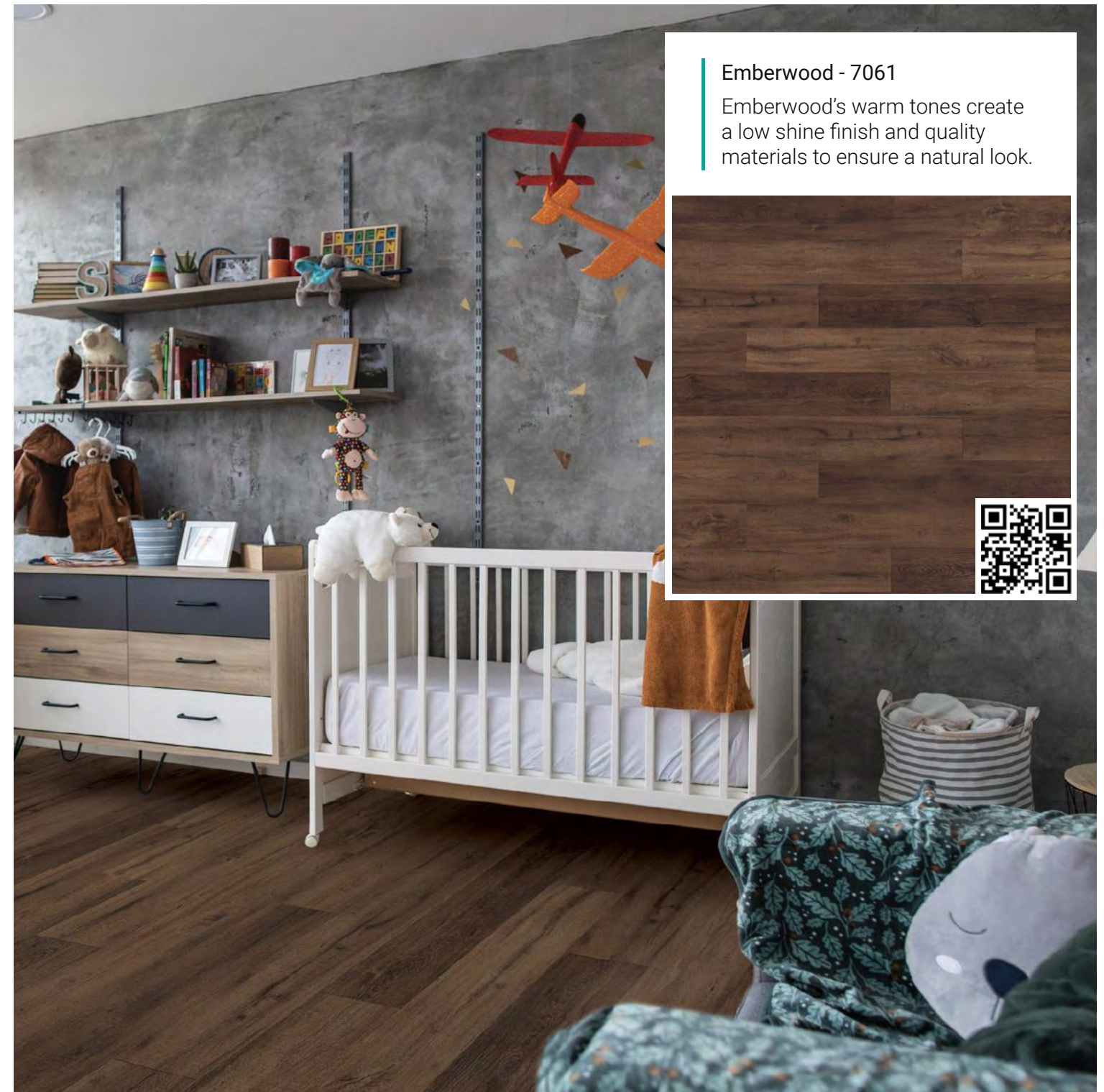
Meticulously placed wood grain and knotting detail inspired by the great outdoors.



Timber - 7060



Emberwood - 7061



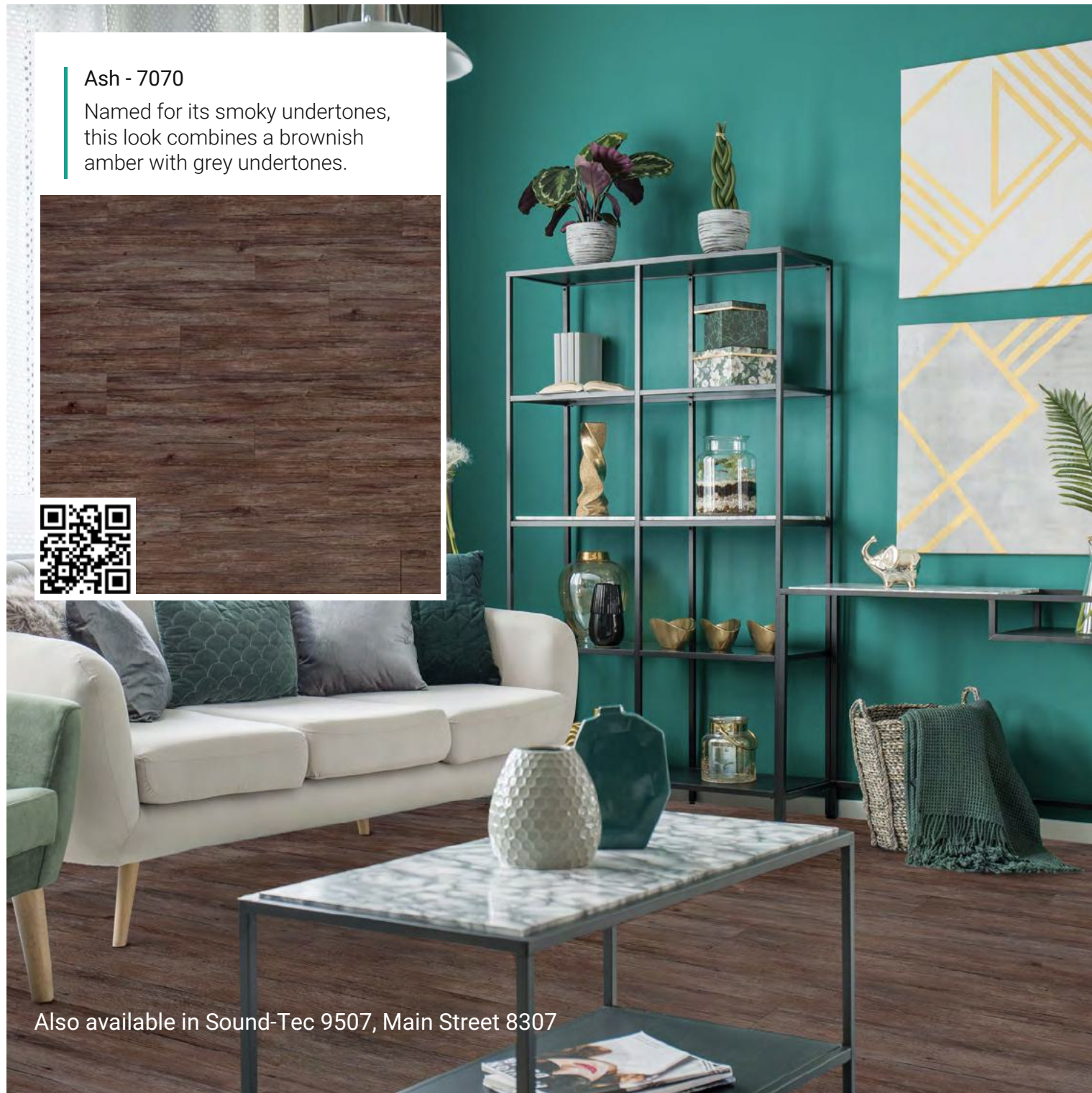
Emberwood - 7061

Emberwood's warm tones create a low shine finish and quality materials to ensure a natural look.



Ash - 7070

Named for its smoky undertones, this look combines a brownish amber with grey undertones.



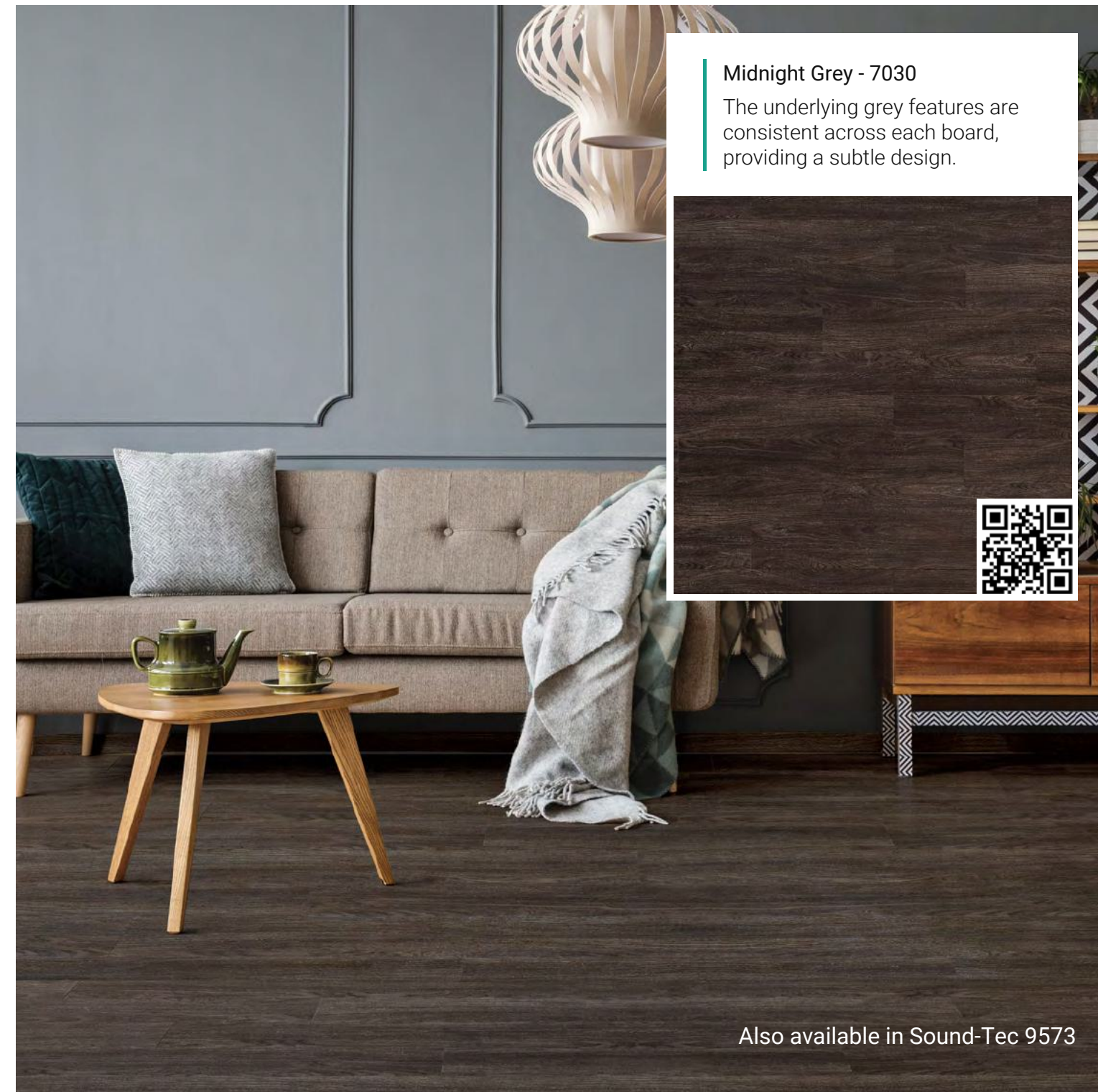
Also available in Sound-Tec 9507, Main Street 8307



Ash - 7070

Also Available in Main Street 8307, Sound-Tec 9507

Midnight Grey - 7030
Also available in Sound-Tec 9573



Midnight Grey - 7030
The underlying grey features are consistent across each board, providing a subtle design.



Also available in Sound-Tec 9573

Quick Navigation

Urban Surfaces



6

mil

Build Upon
A Strong
Foundation.



**6MIL SCRATCHGUARD
WEAR LAYER**

Effective Wear Protection

**NATURAL WOOD
TEXTURE**

Ultra-Realistic Look
Focused Color Selection

**ENHANCED
POLYURETHANE SYSTEM**

Highly Stain Resistant



Hansen Creek Floating 1905 | GlueDown 1105

FLOATING FLOOR

FOUNDATIONS



SOUND
REDUCING



100%
WATERPROOF



EASY TO
CLEAN

3.5MM HIGH DENSITY CORE

- Engineered for Structural Stability
- Waterproof SPC
- Limestone Base

1MM SOUND-REDUCING UNDERLAYMENT

- Surpasses STC and IIC Sound Requirements
- Provides Extra Comfort



Plank Size _____ 7" x 48"
Wear Layer _____ 6mil ScratchGuard
Edge Profile _____ Square Edge
LEED Scorecard _____ EQ 4.3 - 1 Point

GLUEDOWN

FOUNDATIONS



EASY TO
CLEAN



100%
WATERPROOF



EASY
REPAIR

1.6MM PURE VINYL

- Chip and Dent Resistant
- 100% Waterproof

NATURAL WOOD TEXTURE

- Ultra Realistic Look
- Focused Color Selection



VIEW PRODUCTS

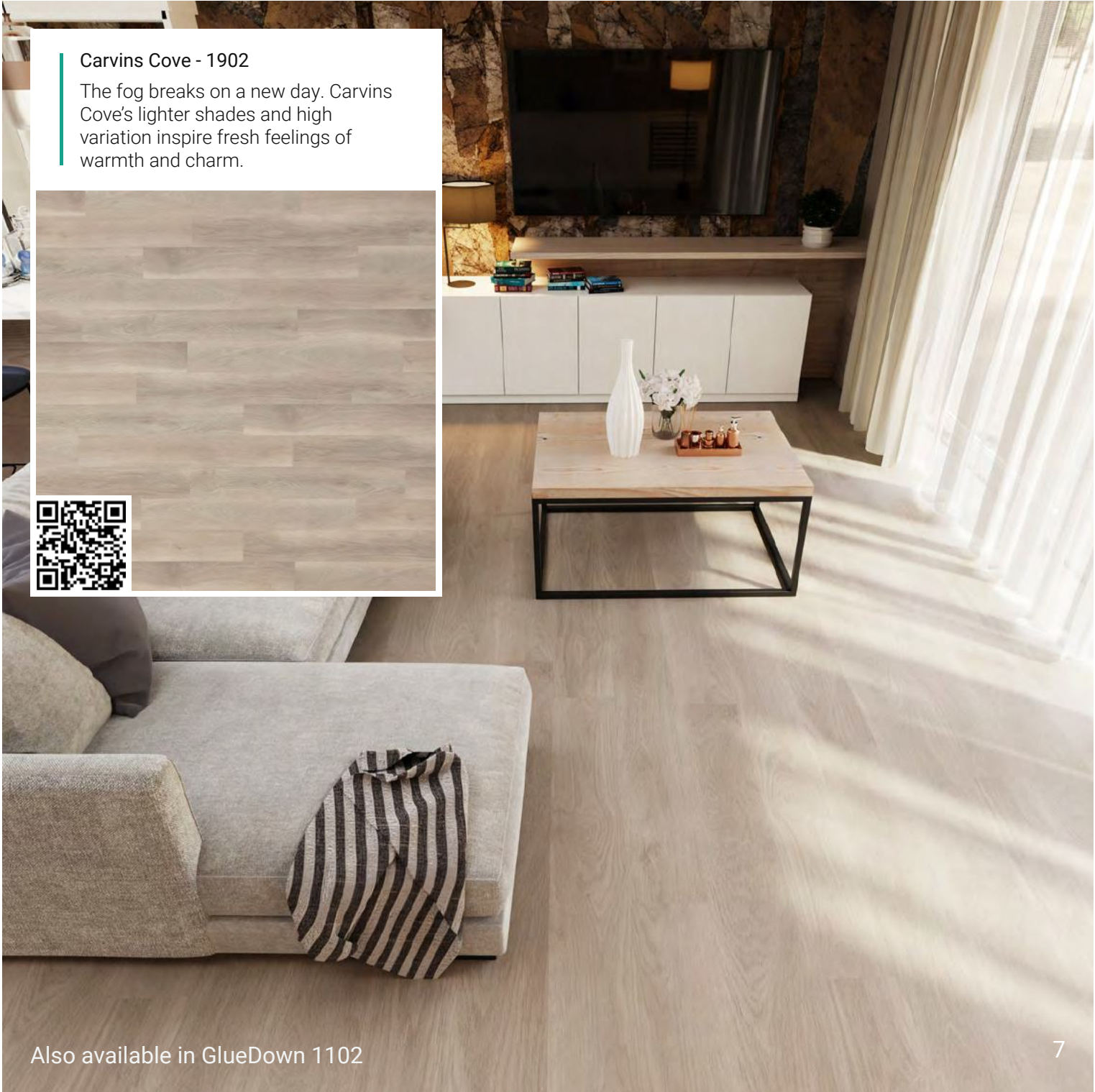
Mission Bay - 1901

Like a brisk, foggy morning, Mission Bay's tint is great for modern homes with reflective surfaces, giving a greater sense of space.





Carvins Cove - 1902
Also available in GlueDown 1102



Carvins Cove - 1902
The fog breaks on a new day. Carvins Cove's lighter shades and high variation inspire fresh feelings of warmth and charm.



Also available in GlueDown 1102

Sonora Heights - 1903

Sonora Heights is the lightest Foundations design. This brilliant design compliments white and contrasts with dark, making it truly versatile.





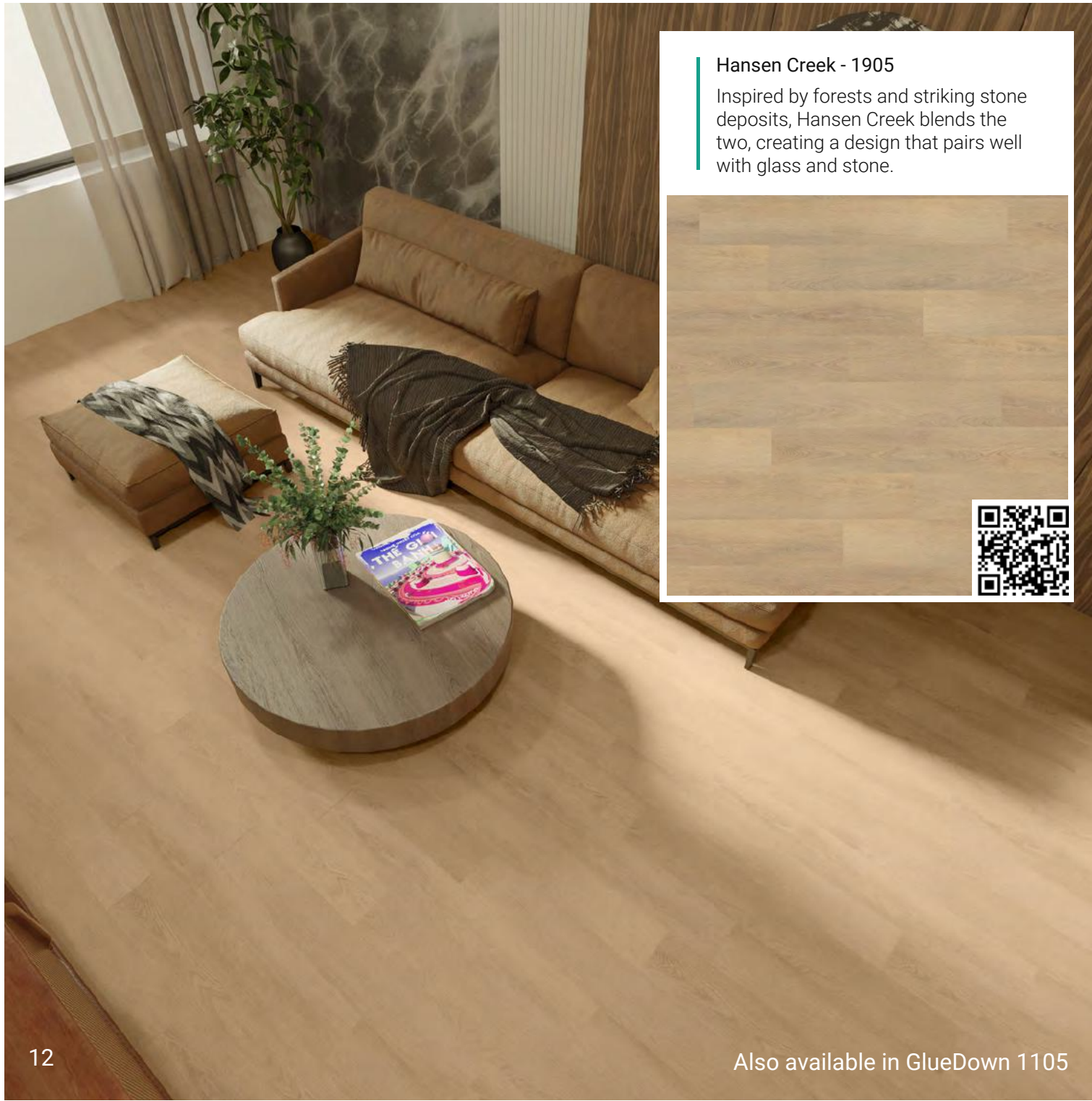
Newport Landing - 1904
Also available in GlueDown 1104



Newport Landing - 1904
Your ship has come in. Newport Landing transports you to the crisp air of a California pier with realistic knots and imperfections.



Also available in GlueDown 1104



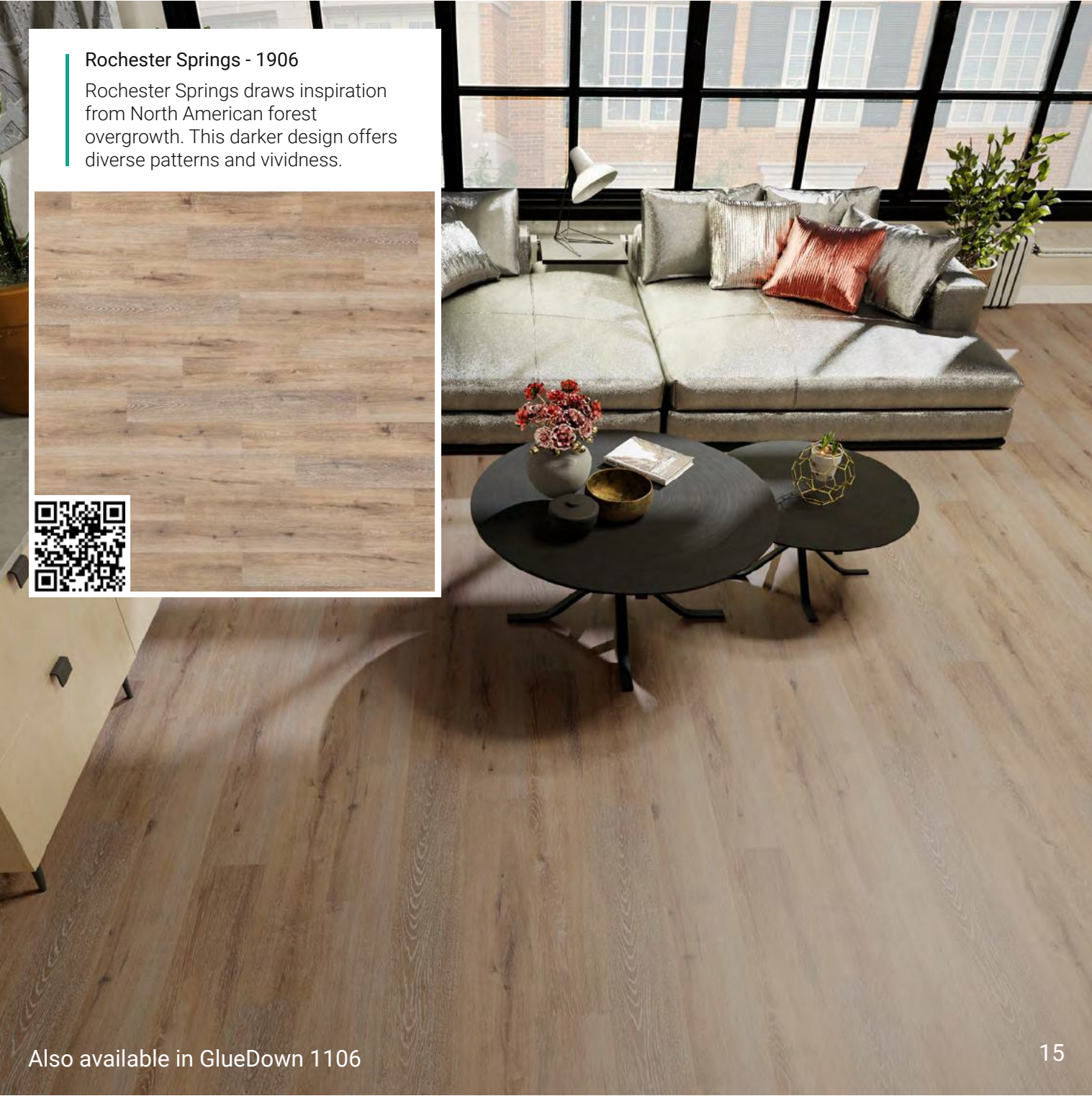
Hansen Creek - 1905

Inspired by forests and striking stone deposits, Hansen Creek blends the two, creating a design that pairs well with glass and stone.





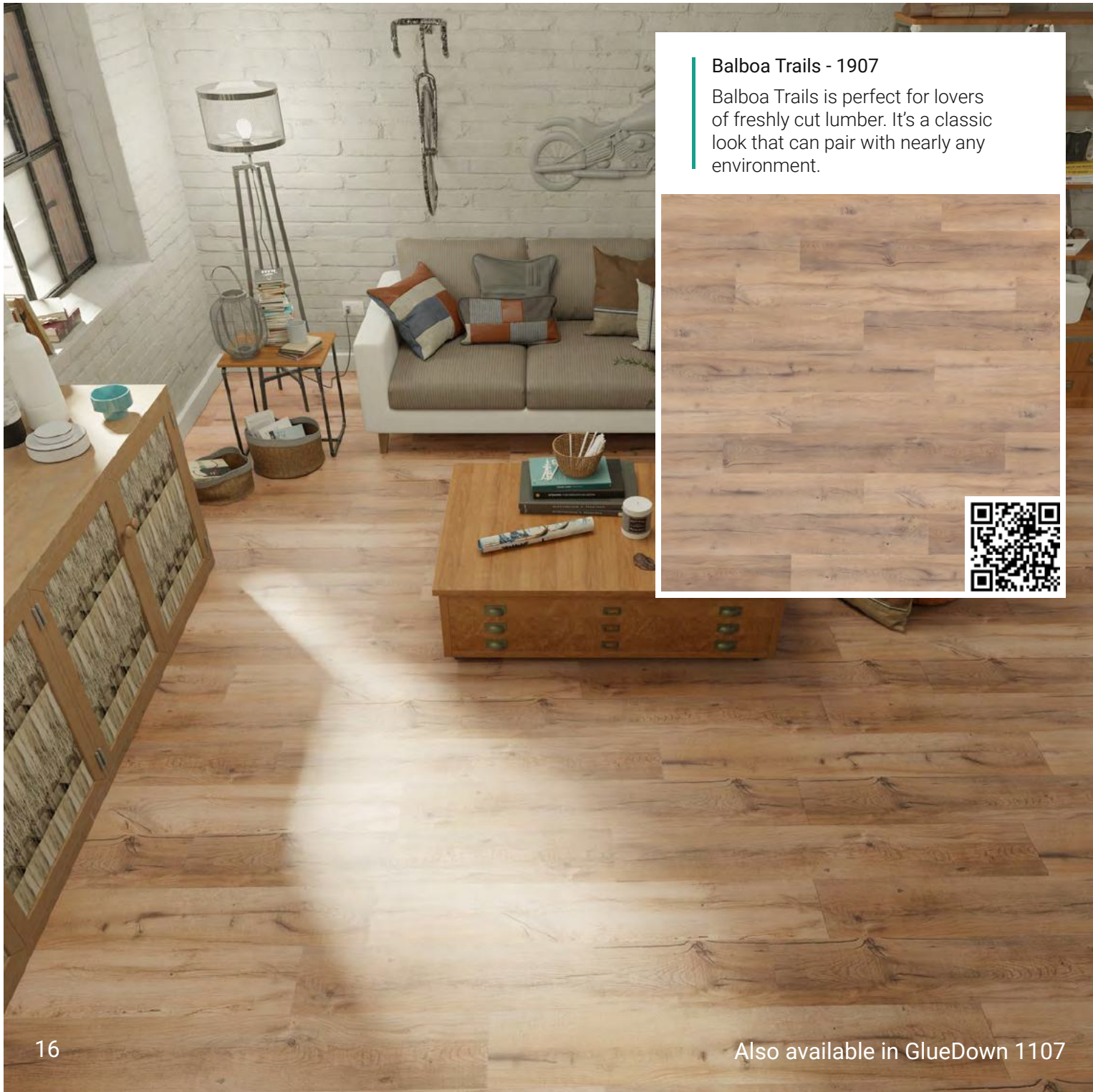
Rochester Springs - 1906
Also available in GlueDown 1106



Rochester Springs - 1906
Rochester Springs draws inspiration from North American forest overgrowth. This darker design offers diverse patterns and vividness.



Also available in GlueDown 1106



Balboa Trails - 1907

Balboa Trails is perfect for lovers of freshly cut lumber. It's a classic look that can pair with nearly any environment.





Longview Point - 1908
Also available in GlueDown 1108



Longview Point - 1908
Longview Point is the darkest Foundations design. It fits as well in front of a fireplace as it would in a chic kitchen setting.



Also available in GlueDown 1108

Quick Navigation

Urban Surfaces

SOUND-TEC
FLOATING FLOOR

SOUND-TEC PLUS
FLOATING FLOOR

SOUND-TEC TILE
FLOATING FLOOR

STUDIO 12
MULTI-FORMAT FLOORING

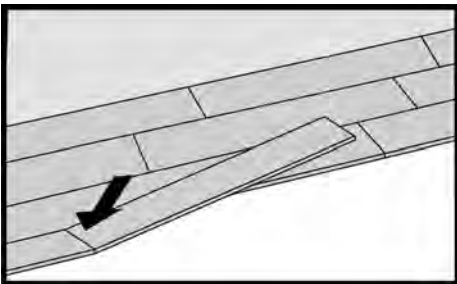
INSTAGRIP
LOOSELAY FLOORING

MAIN | STREET
RESIDENTIAL LVP

LEVEL SEVEN
COMMERCIAL LVP

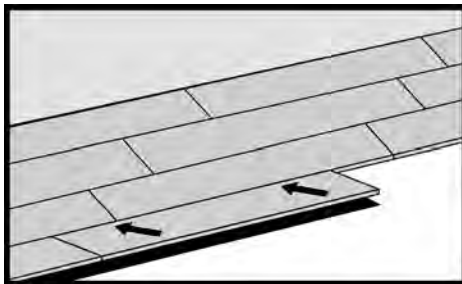
FOUNDATIONS
MULTI-FORMAT FLOORING

HOW TO ENGAGE



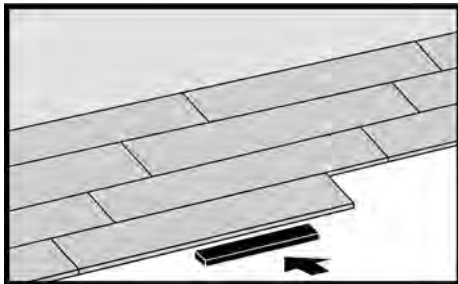
1 | ANGLE SHORT SIDE

Angle the short edge into the adjoining plank at a 45 degree angle. Fold down flat, ensuring the tongue is fully secured into the groove.



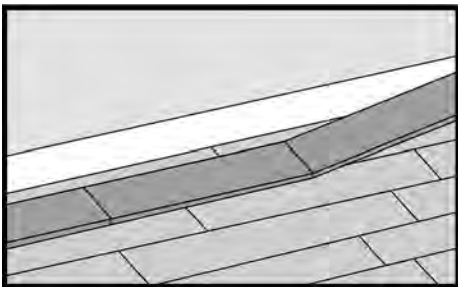
2 | ANGLE LONG SIDE

Angle the long edge of the plank 45 degrees to work the tongue into the groove of the receiving plank, starting at the right side of the plank.



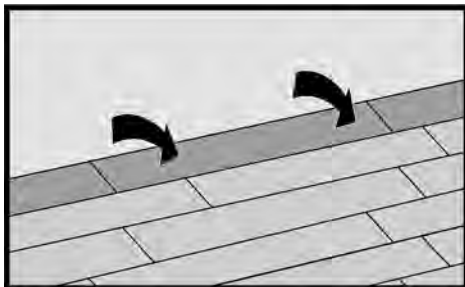
3 | SECURE LONG EDGE

Raise the groove side of the plank upward 1". Maintain this angle while using a tapping block to join the long edges until fully engaged. (Use tapping block gently - avoid hard hammer blows that could fracture the clip system.)



4 | ASSEMBLE FINAL ROW

Measure the width and length of the final row, and cut planks to fit. Join together the short-side edges of the entire final row prior to installing them in the row. (Follow step 1 to connect them.)



5 | PLACE FINAL ROW

Put the entire last row of planks into place. Angle at 45 degrees, working the tongue into the groove for the entire length of the row. Fold down the final row. If gaps exist, use a pull bar and hammer to gently tap until gaps are eliminated.

AVAILABLE MOLDING & TRANSITIONS OPTIONS

Moldings available for all Floating Floor colors. For the most up-to-date information on moldings specifications, check out: urbansurfaces.com



SQUARE EDGE STAIR TREAD

Material: Waterproof WPC
Dimensions: 51 5/8" wide x 1 5/8" tall
Length: 11 3/4"



SQUARE EDGE STAIR NOSE

Material: SPC
Dimensions: 2 7/8" wide x 1 5/8" tall
Length: 92"



QUARTER ROUND

Material: Waterproof WPC
Dimensions: 3/4" wide x 3/4" tall
Length: 96"



SLT MOLDING

Material: SPC
Dimensions: 2" wide x 1/4" tall
Length: 94"



STAIRNOSE

Material: SPC
Dimensions: 2" wide x 1" tall
Length: 94"



REDUCER

Material: SPC
Dimensions: 1 3/4" wide x 3/8" tall
Length: 94"



T-MOLDING

Material: SPC
Dimensions: 1 1/2" wide x 5/16" tall
Length: 94"



END CAP

Material: SPC
Dimensions: 1 3/8" wide x 3/8" tall
Length: 94"

BEAUTY IN THE DETAILS

Easily transition the flooring to a variety of different settings.

The different molding options deliver several variations when fitting the floor to any room and any situation. Pick the best molding for your desired look.

CREATE INSPIRING SPACES.

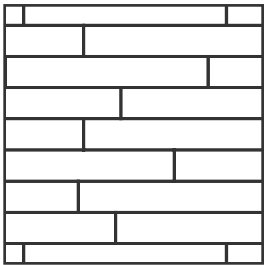
Add personality and style by combining different colors or mix installation pattern types.



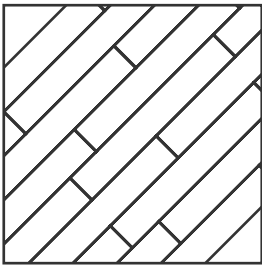
GREAT FLOORS NEED GREAT ADHESIVE.

Antimicrobial technology, Plasticizer migration resistance, Color ready technology in every bucket.

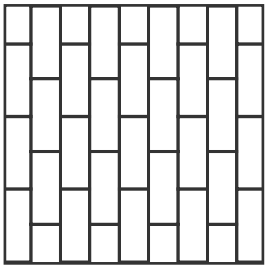
GlueDown flooring can be installed in many different variations and combinations. When designing your project, add personality and style by combining different colors or mix installation pattern types. Your floor is what you make it with Urban Surfaces' Luxury Vinyl Plank.




Random Pattern



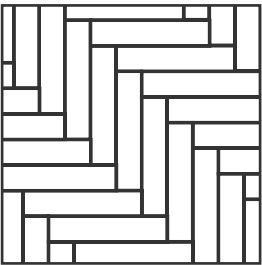
45° Random




Subway Pattern



Single Herringbone



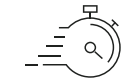
Square Herringbone



Double Herringbone



Urban-3020
Coverage: 150-350 Sqft /gal
Available in 1 & 4 Gal
Shelf life 2 years



Flash time
30-60 MIN



Working time
3 HRS



Cure time
12 HRS



Heavy Traffic
24 HRS



Rolling Loads
48 HRS

RH 99% PH 5-12 MVER 12lbs

Hard-Set, Transitional Pressure Sensitive Adhesive.

- Aggressive tack, fast grab
- High moisture tolerance
- Permanent, waterproof bond
- Ideal for heavy rolling loads
- Immediate access for light traffic
- Installs multiple floor types
- Low VOC, Extremely low odor

Firm-Set, Modified Transitional Pressure Sensitive Adhesive.

- Aggressive tack, fast grab
- High moisture tolerance
- High-strength, water resistant bond
- Elastomeric bond
- Immediate access for light traffic
- Installs multiple floor types
- Low VOC, Extremely low odor



Flash time
30-60 MIN



Working time
12 HRS



Cure time
12 HRS



Heavy Traffic
24 HRS



Rolling Loads
48 HRS



Urban-3010
Coverage: 90-350 Sqft /gal
Available in 1 & 4 Gal
Shelf life 2 years

BREATHE EASY.

What Are You Breathing?

Research by the RFCI (Resilient Floor Covering Institute) shows that on average a person will spend 90% of their life indoors. Whether it be in your working environment, your home, or sitting in a movie theater, you will spend a majority of your time inside. When this is realized, you may want to know how healthy the air quality is, and rightly so. A recent study done by the Environmental Protection Agency (EPA) found that indoor air was deemed two to five times more harmful than outdoor air. This is due to many harmful pollutants including radon, mold, and carbon dioxide found indoors. Healthy air contributes to better learning in schools, improved productivity in offices, and more comfortable homes. Poor indoor air quality (IAQ Indoor Air Quality) can be a factor in a variety of health problems, such as headaches, dizziness, and more serious long-term effects.

Why LVT/SPC Flooring?

LVT/SPC floors are easy to clean and maintain because they provide a impenetrable surface that doesn't absorb odors, spills, dust, or soil. They also don't retain moisture, which can lead to microorganisms such as dust mites and mold.

FloorScore and LEED Certification

Hard-surface flooring that is certified for low VOC emissions by FloorScore, such as Urban Surfaces' entire flooring selection, can contribute a point toward LEED certification. LEED (or Leadership in Energy and Environmental Design) is a global certification program for green buildings that is meant to promote the construction of buildings that are better for the planet and our health.



BUILD RESPONSIBLY.

Why FloorScore?

When it comes to indoor air quality, a primary concern is the emission level of specific volatile organic compounds (VOCs). FloorScore® IAQ Certification means that a flooring product is independently certified by SCS Global Services to comply with the volatile organic compound emissions criteria of the California Section 01350 Program. Hundreds of resilient flooring materials and their adhesives bear the FloorScore® seal. This seal tells you that the products have been independently certified by SCS to comply with the volatile organic compound emissions criteria of the California Section 01350 standard. Any product that has met these stringent standards is a product that will contribute to good IAQ.

FloorScore Requirements?

To earn the FloorScore® seal, a flooring product must satisfy the requirements of the SCS-EC-10.2-2007 Environmental Certification Program – Indoor Air Quality Performance.

Which Includes:

- Testing demonstrating compliance with emission concentrations for listed VOCs under California Section 01350
- Manufacturing facility on-site audits and yearly surveillance audits
- Annual product re-testing
- Product record keeping
- A documented quality control plan



Finish Your Projects On Time
And Under Budget.

US2207

U R B A N S U R F A C E S
800.492.8722
Sales@urbansurfaces.com
Designed and Developed in California

